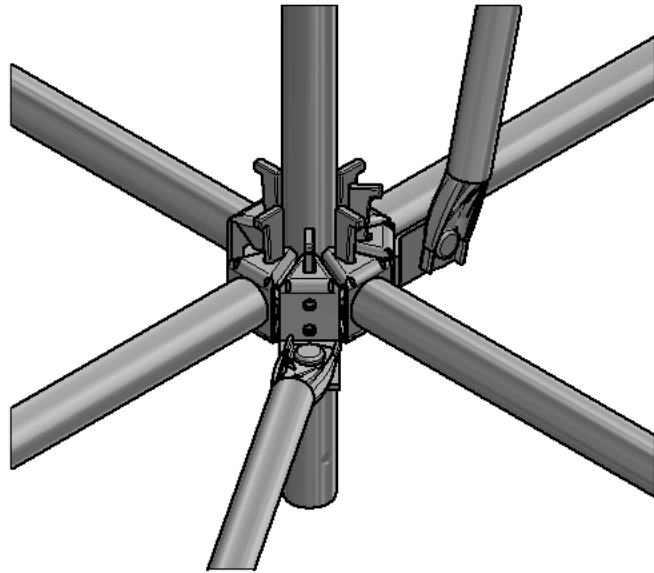
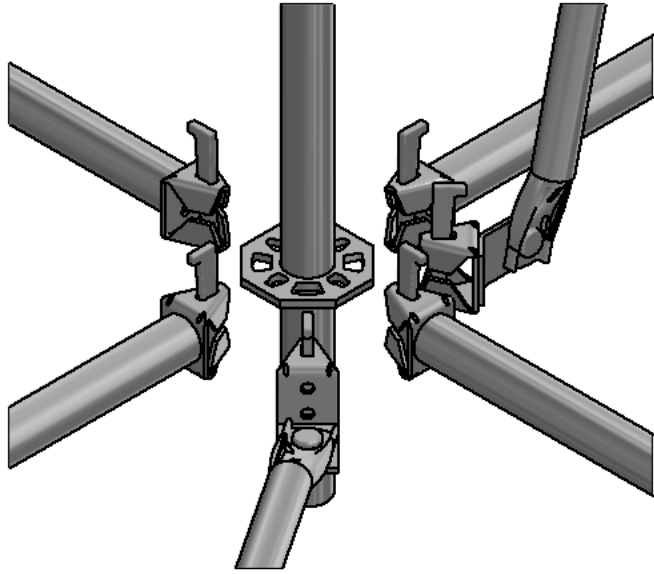




MARCEGAGLIA



SM8 MATERIAL LIST

REVIEW 7 - JUNE 2019

ANALYTIC SUMMARY
A

355 mm adjustable base jack, Z.EL	12
405 mm adjustable base jack, Z.EL	74
SM8, adjustable propping base jack, Z.C.	69
SM8, adjustable propping head jack, Z.C.....	70
SM8, anchoring 340 mm, Z.C.	78
SM8, anchoring 600 mm, Z.C.	78
SM8, anchoring A type, 8400 mm, Z.C.	72
SM8, anchoring B type, 1190 mm, Z.C.	73

B

Base plate 48 mm diameter , Z.TR.	11
SM8, 2500 mm beam filler, span 1800 mm, Z.C.	28
SM8, 2500 mm beam filler, span 2500 mm, Z.C.	27
SM8, 2500 mm beam filler, span 3000 mm, Z.C.	86
SM8, 3000 mm beam filler, span 1800 mm, Z.C.	33
SM8, 3000 mm beam filler, span 2500 mm, Z.C.	33
SM8, 3000 mm beam filler, span 3000 mm, Z.C.	86
SM8, Bracket 1140 mm Z.C.	76
SM8, Bracket 810 mm Z.C.....	76
SM8, Bracket strut 1140 mm, Z.C.....	71
SM8, Bracket strut 810 mm, Z.C.	77
SM8, intermediate Bracket 330 mm, Z.C.	79
SM8, loading platf. Bracket strut 810 mm, Z.C.	78
SM8, lowered beam 1140 mm, Z.C.	53
SM8, lowered beam 1500 mm, Z.C.	39
SM8, lowered beam 1800 mm, Z.C.	53
SM8, lowered beam 2500 mm, Z.C.	54
SM8, lowered beam 3000 mm, Z.C.	55
SM8, reinforced beam 1800 mm	55
SM8, reinforced beam 2500 mm	56
SM8, side Bracket 330 mm Z.C.	72
SMP8, step blocking element, Z.C.;	87
Wood beam double blocking clamp, Z.C.....	69

C

SM8, cross head jack, Z.C.	70
SM8, cross head jack, Z.EL.	70

D

SM8, double clamp for upright doubling, Z.C.	73
SM8, steel decking filler 1140 mm with clamp, Z.C.....	27
SM8, steel decking filler 1500 mm with clamp, Z.C.....	40

SM8, steel decking filler 1800 mm with clamp, Z.C.....	27
SM8, steel decking filler 2500 mm with clamp, Z.C.....	27
SM8, steel decking filler 3000 mm with clamp, Z.C.....	32

E

SM8, top end Z.C.....	74
-----------------------	----

H

SM8, Horizontal diagonal Brace 1140x1140 mm, Z.C.....	60
SM8, Horizontal diagonal Brace 1140x1200 mm, Z.C.....	62
SM8, Horizontal diagonal Brace 1140x1360 mm, Z.C.....	62
SM8, Horizontal diagonal Brace 1140x1860 mm, Z.C.....	62
SM8, Horizontal diagonal Brace 1140x3000 mm, Z.C.....	61
SM8, Horizontal diagonal Brace 1250x1564 mm, Z.C.....	67
SM8, Horizontal diagonal Brace 1250x1800 mm, Z.C.....	67
SM8, Horizontal diagonal Brace 154x1800 mm for upright doubling, Z.C.	58
SM8, Horizontal diagonal Brace 154x2500 mm for upright doubling, Z.C.	58
SM8, Horizontal diagonal Brace 154x3000 mm for upright doubling, Z.C.	57
SM8, Horizontal diagonal Brace 1564x1800 mm, Z.C.....	67
SM8, Horizontal diagonal Brace 1800x1140 mm, Z.C.....	58
SM8, Horizontal diagonal Brace 1800x1800 mm, Z.C.....	59
SM8, Horizontal diagonal Brace 1800x3000 mm, Z.C.....	61
SM8, Horizontal diagonal Brace 2500x1140 mm, Z.C.....	58
SM8, Horizontal diagonal Brace 2500x1800 mm, Z.C.....	59
SM8, Horizontal diagonal Brace 2500x2500 mm, Z.C.....	59
SM8, Horizontal diagonal Brace 2500x2500 Ø 40 mm, Z.C.	57
SM8, Horizontal diagonal Brace 2500x3000 mm, Z.C.....	61
SM8, Horizontal diagonal Brace 3000x1500 mm, Z.C.....	61
SM8, Horizontal diagonal Brace 3000x3000 mm, Z.C.....	61
SM8, Horizontal diagonal Brace 810x1140 mm, Z.C.	60
SM8, Horizontal diagonal Brace 810x1800 mm, Z.C.	60
SM8, Horizontal diagonal Brace 810x2500 mm, Z.C.	60
SM8, Horizontal diagonal Brace 810x3000 mm, Z.C.	61
SM8, Horizontal diagonal Brace 810x810 mm, Z.C.	60

J

SM8, Bridging ledger Junction 1140, h.600 mm, Z.C.	83
SM8, Bridging ledger Junction 810, h.500 mm, Z.C.....	80
SM8, Bridging ledger Junction 810, h.600 mm, Z.C.....	84

L

2000 mm ladder handrail, Z.C.....	19
2000 mm ladder, Z.C.	18
SM8 EN, reinforced ledger 1800 mm,.....	56
SM8, Bridging ledger 3600 mm h=500, Z.C.....	82
SM8, Bridging ledger 3600 mm h=600, Z.C.....	82
SM8, Bridging ledger 5000 mm h=500, Z.C.....	81

SM8, Bridging ledger 5000 mm h=600, Z.C.....	83
SM8, Bridging ledger 6000 mm h=600, Z.C.....	84
SM8, Bridging ledger Junction 1140, h.500 mm, Z.C.	81
SM8, Junction ledger 1200 mm, Z.C.	31
SM8, Junction ledger 1360 mm, Z.C.	31
SM8, Junction ledger 1860 mm, Z.C.	31
SM8, Junction ledger 500 mm, Z.C.	31
SM8, Junction ledger 660 mm, Z.C.	31
SM8, Junction ledger 700 mm, Z.C.	31
SM8, ledger 1140 mm, Z.C.	49
SM8, ledger 1250 mm, Z.C.	66
SM8, ledger 1500 mm, Z.C.	37
SM8, ledger 1564 mm, Z.C.	66
SM8, ledger 1690 mm, Z.C.	33
SM8, ledger 1800 mm, Z.C.	25
SM8, ledger 2250 mm, Z.C.	66
SM8, ledger 2500 mm, Z.C.	26
SM8, ledger 3000 mm Z.C.	31
SM8, ledger 424 mm, Z.C.	24
SM8, ledger 480 mm, Z.C.	54
SM8, ledger 810 mm, Z.C.	77
SM8, ledger 900 mm, Z.C.	51
SM8, ledger 990 mm, Z.C.	33

S

Starting element, Z.C.	11
10 mm diameter spigot pin, Z.TR.	12
330x 810x 50 mm SECURDECK steel plank, Z.S.....	17
330x1140x50 mm SECURDECK steel plank, Z.S.	16
330x1800x50 mm SECURDECK steel plank, Z.S.	16
330x1800x50 mm SECURDECK-IND. Z200 steel plank,	17
330x2500x50 mm SECURDECK steel plank, Z.S.	16
330x2500x50 mm SECURDECK-IND. Z200 steel plank,	17
330x3000x75 mm SECURDECK steel plank, Z.S.	16
330x3000x75 mm SECURDECK-IND. Z200 steel plank,	18
EU steel plank 330x1800x50 mm,Z.S.	13
EU steel plank 330x2500x50 mm,Z.S.	13
SM8, 1200 staircase tower ABA GF step , 1350mm, Z.C.	36
SM8, 1200 staircase tower first step support; h.58mm, Z.C.....	36
SM8, 1200 staircase tower left stringer; 1800 x 6 steps, Z.C.....	34
SM8, 1200 staircase tower left stringer; 300 x 1 step, Z.C.	41
SM8, 1200 staircase tower left stringer; 600 x 2 steps, Z.C.	35
SM8, 1200 staircase tower left stringer; 900 x 3 steps, Z.C.	42
SM8, 1200 staircase tower right stringer; 1800 x 6 steps, Z.C.	34
SM8, 1200 staircase tower right stringer; 300 x 1 step, Z.C.....	40
SM8, 1200 staircase tower right stringer; 600 x 2 steps, Z.C.....	35

SM8, 1200 staircase tower right stringer; 900 x 3 steps, Z.C.....	41
SM8, 1200 staircase tower typ.step support; h.58mm, Z.C.	36
SM8, 1200 staircase tower, deck filler 200x1140 mm with clamp, Z.C.	39
SM8, 1200 staircase tower, deck filler 200x1800 mm with clamp, Z.C.	39
SM8, 1200 staircase tower, deck filler 200x2500 mm with clamp, Z.C.	39
SM8, 1200 staircase tower, deck filler 200x3000 mm with clamp, Z.C.	39
SM8, 660x3000 staircase tower ABA GF step Th.1,5 , Z.C.	46
SM8, 660x3000 staircase tower ABA GF step Th.2, Z.C.	45
SM8, 660x3000 staircase tower left handrail, Z.C.	43; 48
SM8, 660x3000 staircase tower left stringer, Z.C.....	42
SM8, 660x3000 staircase tower right handrail, Z.C.	44; 47
SM8, 660x3000 staircase tower right stringer, Z.C.	43
SM8, 660x3000 staircase tower type 1 internal handrail, Z.C.	44
SM8, 660x3000 staircase tower type 2 internal handrail, Z.C.	45
SM8, 660x3000 staircase tower, internal toeboard 1810mm, Z.C.	46
SM8, 660x3000 staircase tower, internal toeboard 2390mm, Z.C.	47
SM8, narrow start strut, 154-1140 mm Z.C.	75
SM8, narrow start strut, 424-1140 mm Z.C.	75
SM8, narrow start strut, 480-1140 mm Z.C.	79
SM8, sectional vertical diagonal Brace 1140x2000 mm, Z.C.....	63
SM8, sectional vertical diagonal Brace 1800x2000 mm, Z.C.....	65
SM8, sectional vertical diagonal Brace 2500x2000 mm, Z.C.....	65
SM8, sectional vertical diagonal Brace 3000x2000 mm, Z.C.....	38
SM8, sectional vertical diagonal Brace 810x2000 mm, Z.C.	63
SM8, staircase tower, 1m left landing stringer, Z.C.....	50
SM8, staircase tower, 1m right landing stringer, Z.C.	50
SM8, staircase tower, end step, Z.C.....	49
SM8, staircase tower, hole cover plate, Z.C.....	48
SM8, staircase tower, left stringer 2500 x h.2000 mm, Z.C.	52
SM8, staircase tower, right stringer 2500 x h.2000 mm, Z.C.....	51
SM8, staircase tower, standard step Z.C.....	52
SM8, street protection element, Z.C.	71

T

1140 mm, toeboard UNIFICATO Z.S.....	22
1200 mm, toeboard UNIFICATO Z.S.....	22
1360 mm, toeboard UNIFICATO Z.S.....	22
1860 mm, toeboard UNIFICATO Z.S.....	22
424 mm, toeboard UNIFICATO Z.S.	22
480 mm, toeboard UNIFICATO Z.S.	22
480 mm, toeboard Z.S.....	30
500 mm, toeboard UNIFICATO Z.S.	22
660 mm, toeboard UNIFICATO Z.S.	22
660x1800 mm trapdoor in Al & ply., front opening	15
660x2500 mm trapdoor in Al & ply., front opening	15
660x2500 mm trapdoor in Al & ply., front opening with ladder	15

660x3000 mm trapdoor in Al & ply. front opening with ladder	14
660x3000x3 mm trapdoor in Al & ply., front opening	14
700 mm, toeboard UNIFICATO Z.S.	22
810 mm, toeboard UNIFICATO Z.S.	22
SM8, 1140 mm toeboard, Z.S.	23
SM8, 1360 mm toeboard, Z.S.	32
SM8, 1500 mm toeboard, Z.S.	37
SM8, 1800 mm toeboard, Z.S.	23
SM8, 2500 mm toeboard, Z.S.	23
SM8, 3000 mm toeboard, Z.S.	32
SM8, 424 mm toeboard, Z.S.	23
SM8, 660 mm toeboard, Z.S.	32
SM8, 810 mm toeboard, Z.S.	29
SM8, 900 mm toeboard, Z.S.	29
SM8, trap door 660x1800 mm, Z.S.	23
SM8, trap door 660x2500 mm, Z.S.	23

U

SM8, upper guardrail 1140 mm, Z.C.	24
SM8, upper guardrail 1800 mm, Z.C.	25
SM8, upper guardrail 2500 mm, Z.C.	26
SM8, upper guardrail 424 mm, Z.C.	24
SM8, upper guardrail 480 mm, Z.C.	30
SM8, upper guardrail 810 mm, Z.C.	30
SM8, upper guardrail 900 mm, Z.C.	28
SM8, upright with pin 1000 mm, Z.C.	20
SM8, upright with pin 1500 mm, Z.C.	20
SM8, upright with pin 2000 mm, Z.C.	20
SM8, upright with pin 2500 mm, Z.C.	20
SM8, upright with pin 3000 mm, Z.C.	20
SM8, upright with pin 4000 mm, Z.C.	20
SM8, upright with pin 500 mm, Z.C.	20
SM8, upright without pin 1000 mm, Z.C.	21
SM8, upright without pin 1500 mm, Z.C.	21
SM8, upright without pin 2000 mm, Z.C.	21
SM8, upright without pin 2500 mm, Z.C.	21
SM8, upright without pin 3000 mm, Z.C.	21
SM8, upright without pin 500 mm, Z.C.	21

V

SM8, vertical diagonal Brace 1140x1000 mm, Z.C.	64
SM8, vertical diagonal Brace 1140x1500 mm, Z.C.	64
SM8, vertical diagonal Brace 1250x1000 mm, Z.C.	64
SM8, vertical diagonal Brace 1250x1500 mm, Z.C.	64
SM8, vertical diagonal Brace 1250x2000 mm, Z.C.	64
SM8, vertical diagonal Brace 1564x1000 mm, Z.C.	64

SM8, vertical diagonal Brace 1564x1500 mm, Z.C.....	64
SM8, vertical diagonal Brace 1564x2000 mm, Z.C.....	64
SM8, vertical diagonal Brace 1800x1500 mm, Z.C.....	64
SM8, vertical diagonal Brace 2250x1000 mm, Z.C.....	64
SM8, vertical diagonal Brace 2250x1500 mm, Z.C.....	64
SM8, vertical diagonal Brace 2250x2000 mm, Z.C.....	64
SM8, vertical diagonal Brace 3000x1500 mm, Z.C.....	65
SM8, d.48 vertical diagonal Brace 1800x2000 mm, Z.C.....	67
SM8, vertical diagonal Brace 1140x2000 mm, Z.C.....	63
SM8, vertical diagonal Brace 1200x2000 mm, Z.C.....	63
SM8, vertical diagonal Brace 1360x2000 mm, Z.C.....	63
SM8, vertical diagonal Brace 1140x500 mm, Z.C.....	85
SM8, vertical diagonal Brace 1500x2000 mm, Z.C.....	38
SM8, vertical diagonal Brace 1800x1000 mm, Z.C.....	64
SM8, vertical diagonal Brace 1800x2000 mm, Z.C.....	62
SM8, vertical diagonal Brace 1800x500 mm, Z.C.....	85
SM8, vertical diagonal Brace 1860x2000 mm, Z.C.....	63
SM8, vertical diagonal Brace 2500x2000 mm, Z.C.....	62
SM8, vertical diagonal Brace 3000x2000 mm, Z.C.....	63
SM8, vertical diagonal Brace 480x2000 mm, Z.C.....	68
SM8, vertical diagonal Brace 500x2000 mm, Z.C.....	68
SM8, vertical diagonal Brace 660x2000 mm, Z.C.....	68
SM8, vertical diagonal Brace 700x2000 mm, Z.C.....	68
SM8, vertical diagonal Brace 810x1000 mm, Z.C.....	85
SM8, vertical diagonal Brace 810x1500 mm, Z.C.....	85
SM8, vertical diagonal Brace 810x2000 mm, Z.C.....	63
SM8, vertical diagonal Brace 810x500 mm, Z.C.....	85

W

SM8, walk-thru frame, 1710 mm Z.C.....	80
--	----

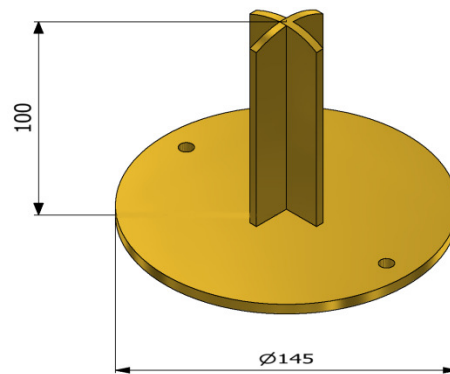
CODE SUMMARY

CODE	PAGE	CODE	PAGE
3030100006	11	3150100251	21
3040800902	12	3150100261	21
3040701006	12	3150100901	22
3070100501	13	3150100911	22
3070100701	13	3150100921	22
3070101069	14	3150100931	22
3070101079	14	3150100941	22
3070101129	15	3150100951	22
3070101139	15	3150100961	22
3070101149	15	3150100971	22
3070102031	16	3150100981	22
3070102041	16	3150100991	22
3070102051	16	3150200131	23
3070102071	16	3150200141	23
3070102121	17	3150200151	23
3070102401	17	3150200161	23
3070102411	17	3150200191	23
3070102421	18	3150200201	23
3070300131	18	3150200211	24
3070300141	19	3150200221	24
3150100101	20	3150200241	24
3150100111	20	3150200251	25
3150100121	20	3150200261	25
3150100131	20	3150200271	26
3150100141	20	3150200281	26
3150100151	20	3150200301	27
3150100161	20	3150200311	27
3150100171	11	3150200321	27
3150100211	21	3150200331	27
3150100221	21	3150200361	28
3150100231	21	3150200371	28
3150100241	21	3150200381	29

3150200471	29	3150201721	40
3150200511	30	3150201911	40
3150200521	30	3150201921	41
3150200531	30	3150201931	41
3150200541	31	3150201941	42
3150200551	31	3150202021	42
3150200561	31	3150202031	43
3150200571	31	3150202041	43
3150200581	31	3150202051	44
3150200591	31	3150202061	44
3150200601	31	3150202071	45
3150200681	32	3150202081	45
3150200691	32	3150202091	46
3150200701	32	3150202101	46
3150200761	32	3150202111	47
3150200841	33	3150202161	47
3150200851	33	3150202171	48
3150200901	33	3150300181	48
3150200911	33	3150300191	49
3150201511	34	3150300201	49
3150201521	34	3150300221	50
3150201551	35	3150300231	50
3150201561	35	3150300241	51
3150201591	36	3150300251	51
3150201601	36	3150300281	52
3150201611	36	3150300291	52
3150201621	37	3150300301	53
3150201641	37	3150300351	53
3150201651	38	3150300371	54
3150201661	38	3150300401	54
3150201671	39	3150300501	55
3150201681	39	3150300601	55
3150201691	39	3150300701	56
3150201701	39	3150300831	56
3150201711	39	3150400031	57

3150400041	57	3150500201	63
3150400051	58	3150500211	64
3150400061	58	3150500221	64
3150400071	58	3150500231	64
3150400081	58	3150500241	64
3150400101	59	3150500251	64
3150400111	59	3150500261	64
3150400121	59	3150500271	64
3150400131	60	3150500281	64
3150400141	60	3150500291	64
3150400151	60	3150500301	64
3150400161	60	3150500311	64
3150400171	60	3150500321	64
3150400181	60	3150500331	64
3150400191	60	3150500341	65
3150400201	60	3150500351	65
3150400211	60	3150500361	65
3150400221	61	3150500401	66
3150400231	61	3150500411	66
3150400241	61	3150500421	66
3150400251	61	3150500501	66
3150400261	61	3150500521	67
3150400361	61	3150500531	67
3150400371	62	3150500541	67
3150400381	62	3150500551	67
3150400391	62	3150500601	68
3150500111	62	3150500611	68
3150500121	62	3150500621	68
3150500131	63	3150500631	68
3150500141	63	3150601121	69
3150500151	63	3150601201	69
3150500161	63	3150601211	70
3150500171	63	3150601221	70
3150500181	63	3150601222	70
3150500191	63	3150700051	71

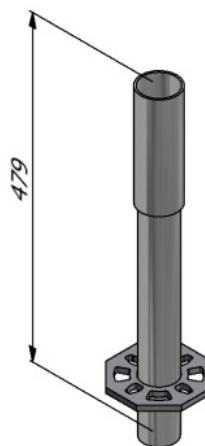
3150700071	71	3153000571	87
3150700141	72		
3150700161	72		
3150700171	73		
3150700181	73		
3150700192	74		
3150700211	74		
3150700231	75		
3150700241	75		
3150700261	76		
3150700281	76		
3150700291	77		
3150700301	77		
3150700421	78		
3150700841	78		
3150700851	78		
3150700911	79		
3150700931	79		
3150800131	80		
3150800151	80		
3150800201	81		
3150800211	81		
3150800221	82		
3150800231	82		
3150800241	83		
3150800251	83		
3150800271	84		
3150800281	84		
3150900151	85		
3150900161	85		
3150900171	85		
3150900181	85		
3150900191	85		
3150900201	86		
3150900211	86		



NOTE

◆ = APPROVED IN THE ITALIAN AUTHORIZATION

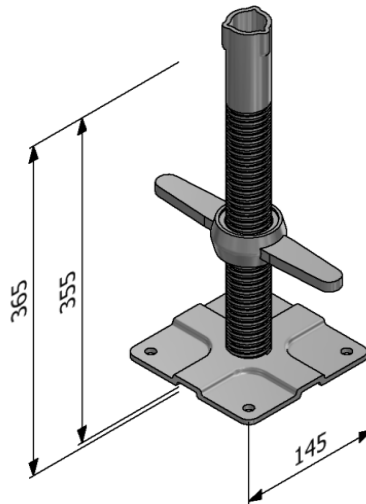
CODE	ITALIAN DESCRIPTION	ENGLISH DESCRIPTION	WEIGHT KG	NOTE
3030100006	BASSETTA SEMPLICE D.48 MM Z.TR.	Base plate 48 mm diameter , Z.TR.	0,920	◆



NOTE

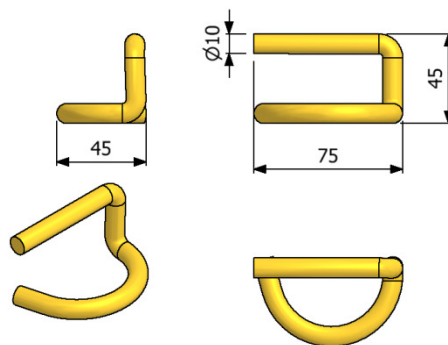
◆ = APPROVED IN THE ITALIAN AUTHORIZATION

CODE	ITALIAN DESCRIPTION	ENGLISH DESCRIPTION	WEIGHT KG	NOTE
3150100171	SM8 ELEMENTO DI PARTENZA Z.C.	Starting elements, Z.C.	2,38	◆



NOTE

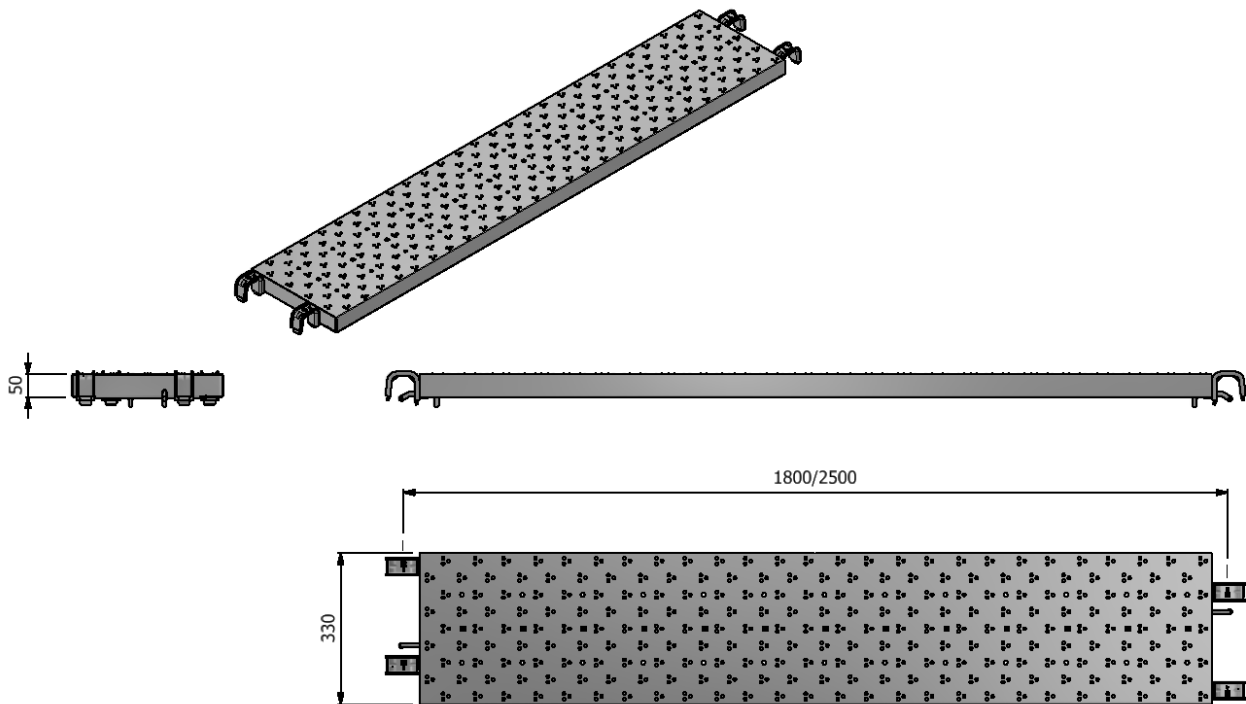
CODE	ITALIAN DESCRIPTION	ENGLISH DESCRIPTION	WEIGHT T KG	NOTE
3040800902	BASSETTA REGOLABILE H 355 MM Z.EL.	355 mm adjustable base jack, Z.EL	2,49	◆



NOTE

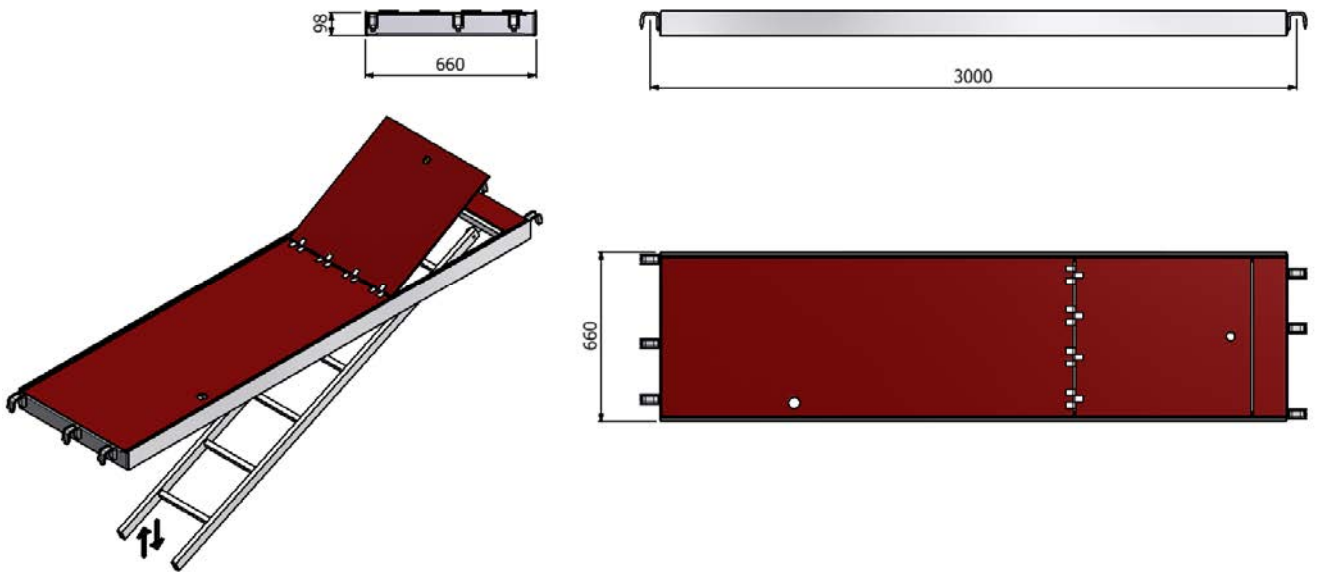
◆ = APPROVED IN THE ITALIAN AUTHORIZATION

CODE	ITALIAN DESCRIPTION	ENGLISH DESCRIPTION	WEIGHT T KG	NOTE
3040701006	SPINA D. 10 MM Z.TR.	10 mm diameter spigot pin, Z.TR.	0,120	◆


NOTE

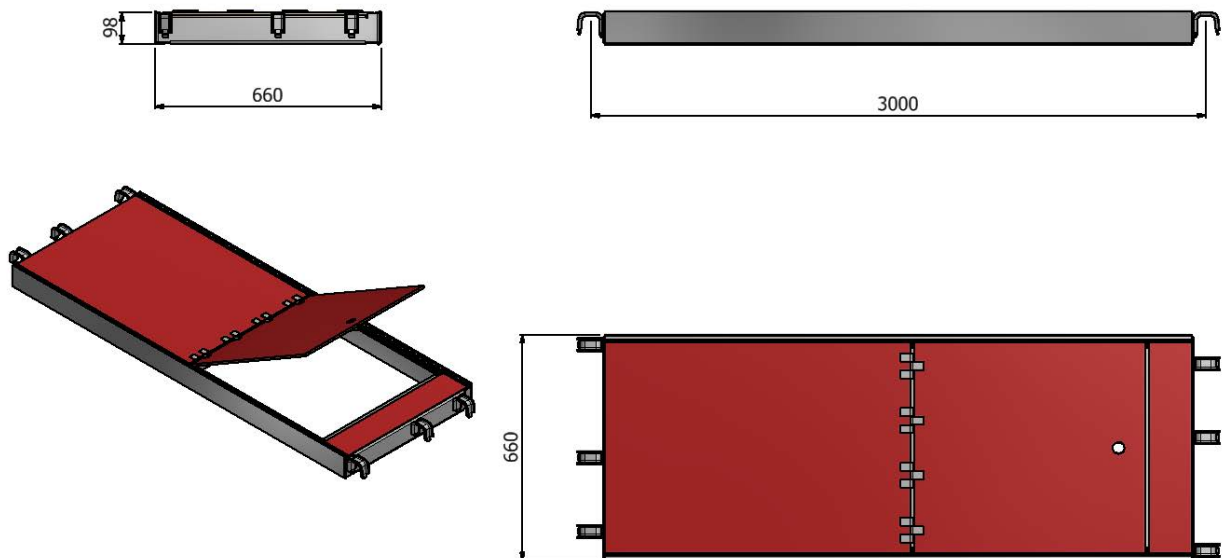
◆ = APPROVED IN THE ITALIAN AUTHORIZATION

CODE	ITALIAN DESCRIPTION	ENGLISH DESCRIPTION	WEIGHT KG	NOTE
3070100501	SM8 TAVOLA 330X2500 MM EU Z.S.	EU steel plank 330x2500x50 mm,Z.S.	17,12	◆
3070100701	SM8 TAVOLA 330X1800 MM EU Z.S.	EU steel plank 330x1800x50 mm,Z.S.	12,80	◆



NOTE

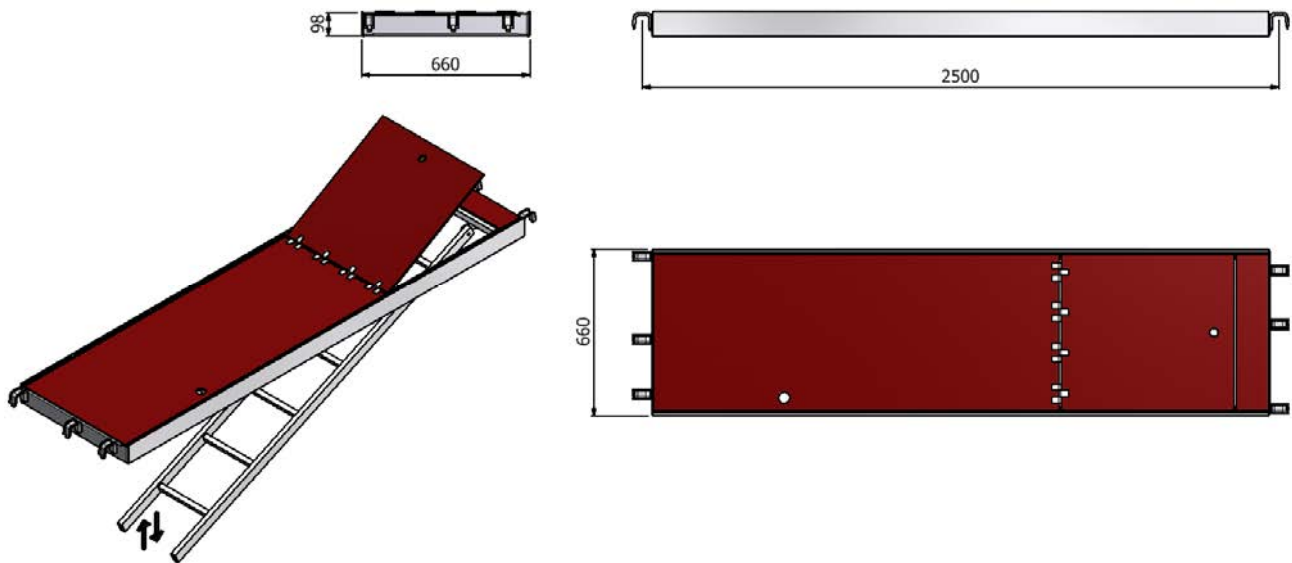
CODE	ITALIAN DESCRIPTION	ENGLISH DESCRIPTION	WEIGHT T KG	NOTE
3070101069	TAVOLA BOTOLA A.F.S.I. 660X3000 MM AL/MS	660x3000 mm trapdoor in Al & ply. front opening with ladder	38,06	



NOTE

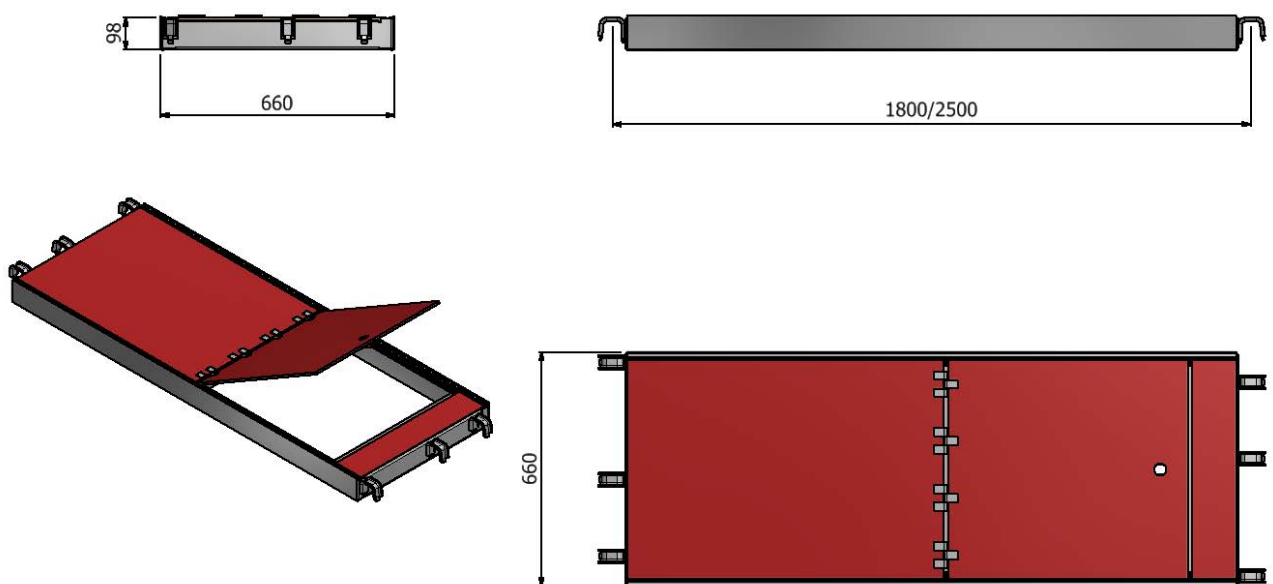
◆ = APPROVED IN THE ITALIAN AUTHORIZATION

CODE	ITALIAN DESCRIPTION	ENGLISH DESCRIPTION	WEIGHT KG	NOTE
3070101079	TAVOLA BOTOLA A.F. 660X30000 MM AL/MS	660x3000x3 mm trapdoor in Al & ply., front opening	32,03	◆



NOTE

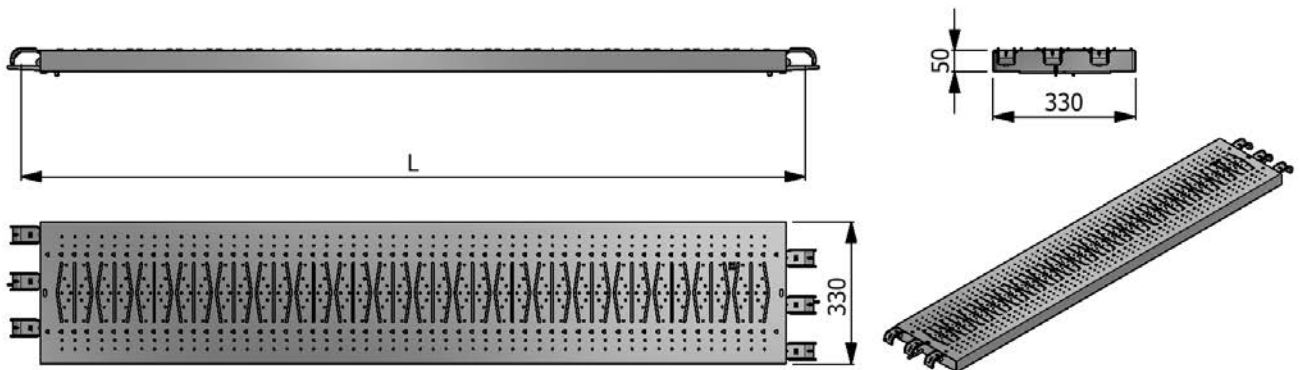
CODE	ITALIAN DESCRIPTION	ENGLISH DESCRIPTION	WEIGHT T KG	NOTE
3070101129	TAVOLA BOTOLA A.F.S.I. 660X2500 MM AL/MS	660x2500 mm trapdoor in Al & ply., front opening with ladder	32,38	



NOTE

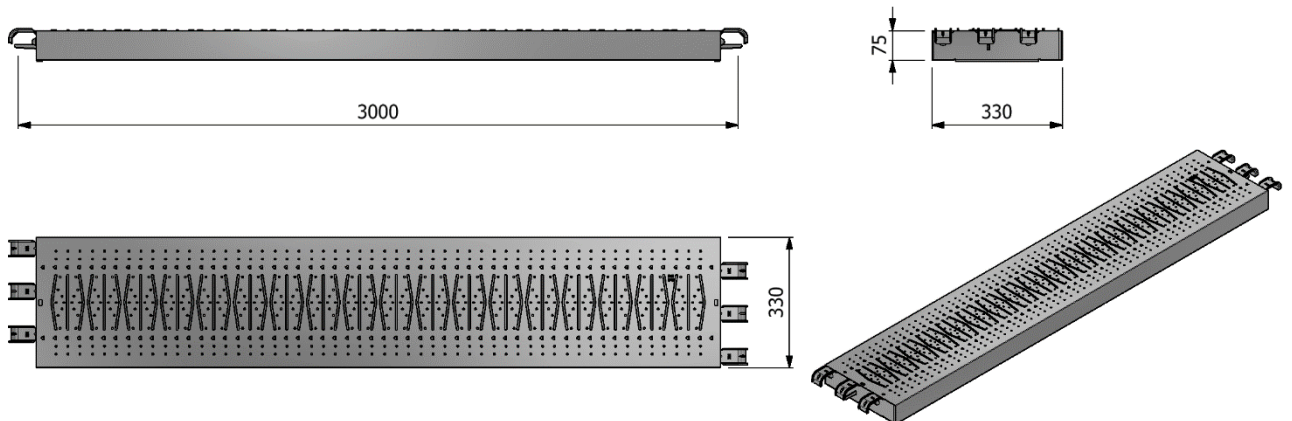
◆ = APPROVED IN THE ITALIAN AUTHORIZATION

CODE	ITALIAN DESCRIPTION	ENGLISH DESCRIPTION	WEIGHT KG	NOTE
3070101139	TAVOLA BOTOLA A.F. 660X2500 MM AL/MS	660x2500 mm trapdoor in Al & ply., front opening	26,35	◆
3070101149	TAVOLA BOTOLA A.F. 660X1800 MM AL/MS	660x1800 mm trapdoor in Al & ply., front opening	20,63	◆


NOTE

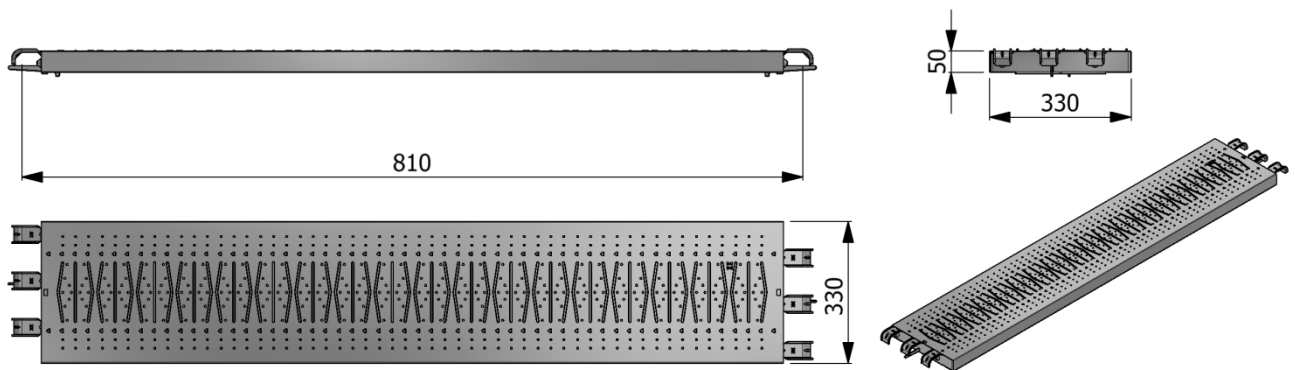
◆ = APPROVED IN THE ITALIAN AUTHORIZATION

CODE	ITALIAN DESCRIPTION	ENGLISH DESCRIPTION	WEIGHT T KG	NOTE
3070102031	TAVOLA SECURDECK 330X1140X50 MM Z.S.	330x1140x50 mm SECURDECK steel plank, Z.S.	7,43	
3070102041	TAVOLA SECURDECK 330X1800X50 MM Z.S.	330x1800x50 mm SECURDECK steel plank, Z.S.	10,80	◆
3070102051	TAVOLA SECURDECK 330X2500X50 MM Z.S.	330x2500x50 mm SECURDECK steel plank, Z.S.	14,38	◆

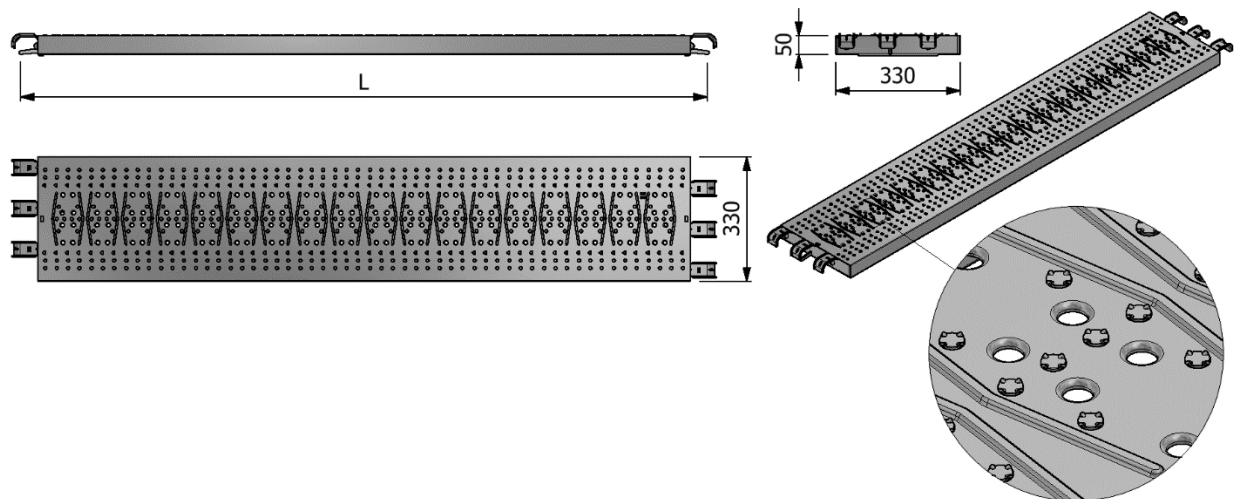

NOTE

◆ = APPROVED IN THE ITALIAN AUTHORIZATION

CODE	ITALIAN DESCRIPTION	ENGLISH DESCRIPTION	WEIGHT T KG	NOTE
3070102071	TAVOLA SECURDECK 330X3000X75 MM Z.S.	330x3000x75 mm SECURDECK steel plank, Z.S.	19,90	◆

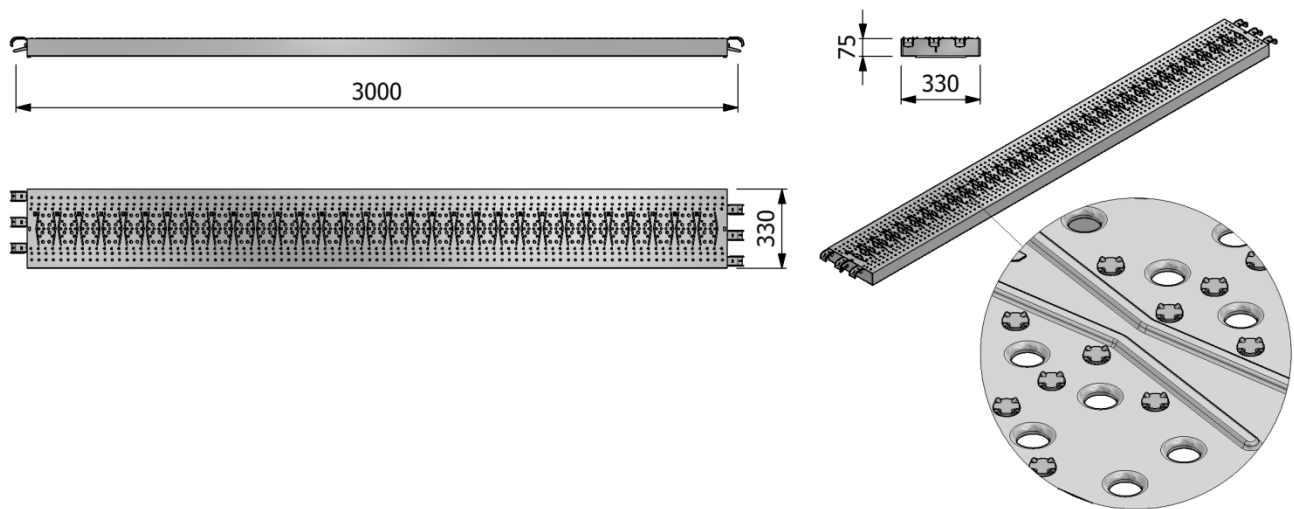

NOTE

CODE	ITALIAN DESCRIPTION	ENGLISH DESCRIPTION	WEIGHT T KG	NOTE
3070102121	TAVOLA SECURDECK 330X810X50 MM Z.S.	330x 810x 50 mm SECURDECK steel plank, Z.S.	5,73	


NOTE

◆ = APPROVED IN THE ITALIAN AUTHORIZATION

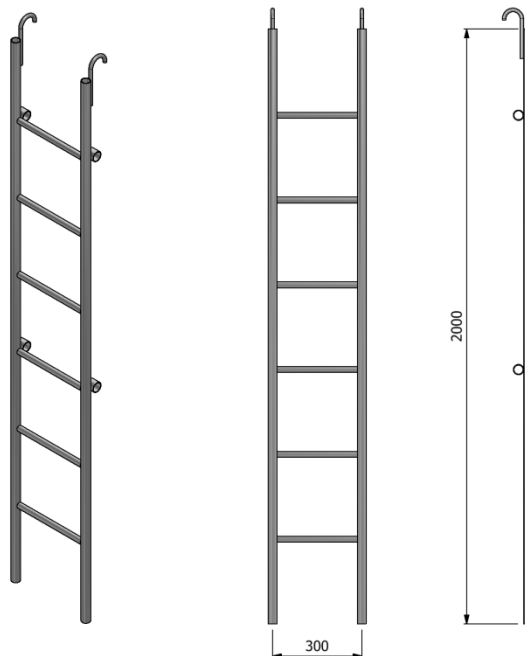
CODE	ITALIAN DESCRIPTION	ENGLISH DESCRIPTION	WEIGHT T KG	NOTE
3070102401	TAV SECURDECK INDUST 330X1800X50 MM Z200	330x1800x50 mm SECURDECK-IND. Z200 steel plank,	10,80	◆
3070102411	TAV SECURDECK INDUST 330X2500X50 MM Z200	330x2500x50 mm SECURDECK-IND. Z200 steel plank,	14,38	◆



NOTE

◆ = APPROVED IN THE ITALIAN AUTHORIZATION

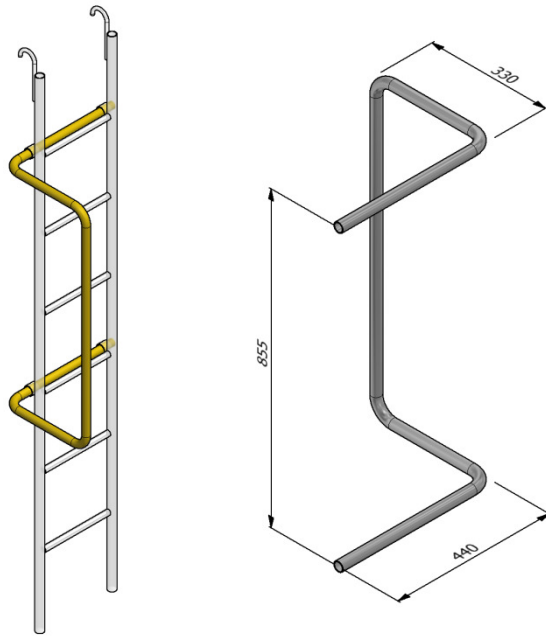
CODE	ITALIAN DESCRIPTION	ENGLISH DESCRIPTION	WEIGHT T KG	NOTE
3070102421	TAV SECURDECK INDUST 330X3000X75 MM Z200	330x3000x75 mm SECURDECK-IND. Z200 steel plank,	19,90	◆



NOTE

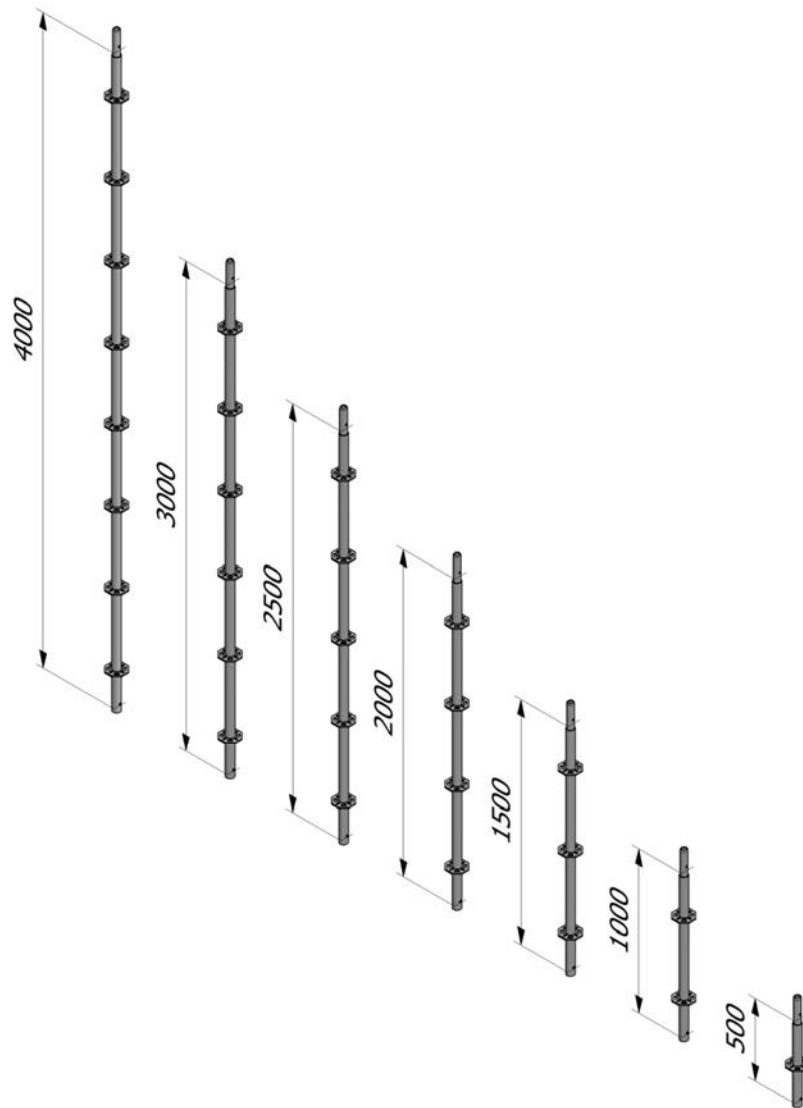
◆ = APPROVED IN THE ITALIAN AUTHORIZATION

CODE	ITALIAN DESCRIPTION	ENGLISH DESCRIPTION	WEIGHT T KG	NOTE
3070300131	SCALA PER TAVOLA BOTOLA Z.C.	2000 mm ladder, Z.C.	7,35	◆



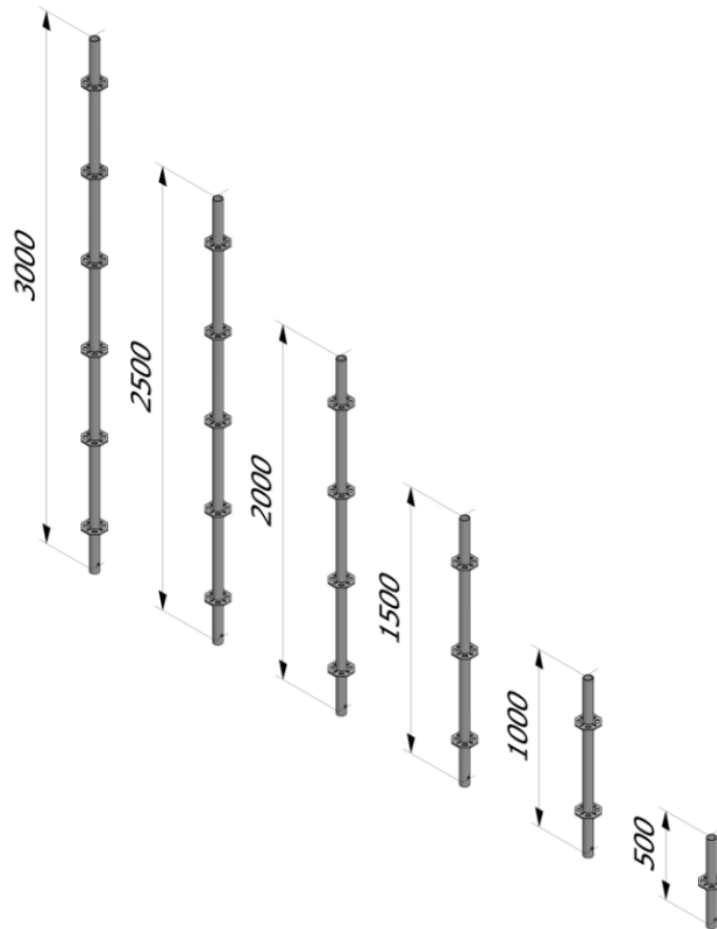
NOTE

CODE	ITALIAN DESCRIPTION	ENGLISH DESCRIPTION	WEIGHT T KG	NOTE
3070300141	CORRIMANO PER SCALA Z.C.	2000 mm ladder handrail, Z.C.	2,78	

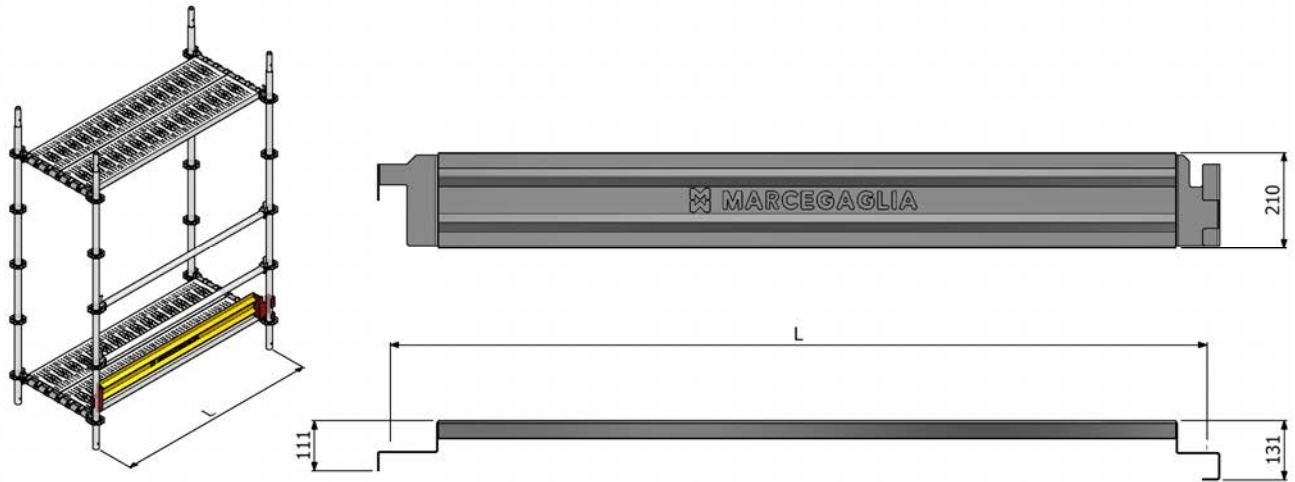

NOTE

◆ = APPROVED IN THE ITALIAN AUTHORIZATION

CODE	ITALIAN DESCRIPTION	ENGLISH DESCRIPTION	WEIGHT T KG	NOTE
3150100101	SM8 MONTANTE 4000 MM - SPIN. 38X2 Z.C.	SM8, upright with pin 4000 mm, Z.C.	18,40	◆
3150100111	SM8 MONTANTE 3000 MM - SPIN. 38X2 Z.C.	SM8, upright with pin 3000 mm, Z.C.	14,54	◆
3150100121	SM8 MONTANTE 2500 MM - SPIN. 38X2 Z.C.	SM8, upright with pin 2500 mm, Z.C.	12,2	◆
3150100131	SM8 MONTANTE 2000 MM - SPIN. 38X2 Z.C.	SM8, upright with pin 2000 mm, Z.C.	9,86	◆
3150100141	SM8 MONTANTE 1500 MM - SPIN. 38X2 Z.C.	SM8, upright with pin 1500 mm, Z.C.	7,52	◆
3150100151	SM8 MONTANTE 1000 MM - SPIN. 38X2 Z.C.	SM8, upright with pin 1000 mm, Z.C.	5,17	◆
3150100161	SM8 MONTANTE 500 MM - SPIN. 38X2 Z.C.	SM8, upright with pin 500 mm, Z.C.	2,83	◆

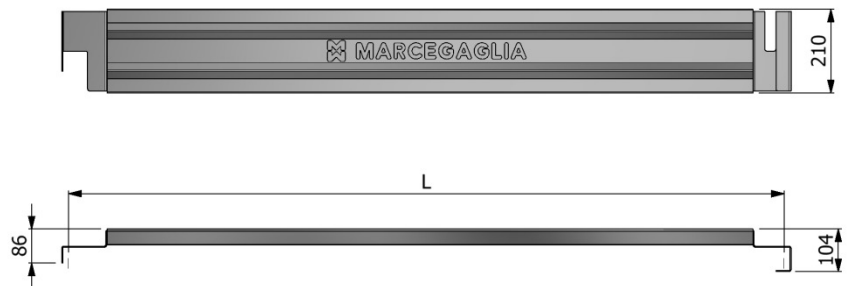
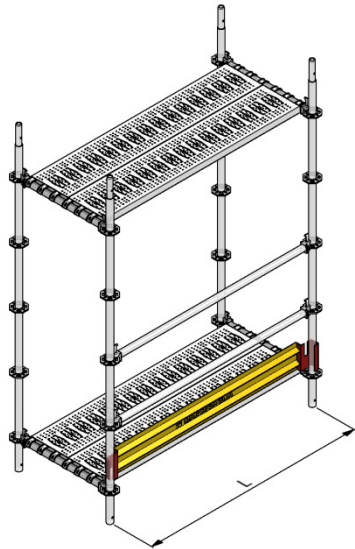

NOTE

CODE	ITALIAN DESCRIPTION	ENGLISH DESCRIPTION	WEIGHT T KG	NOTE
3150100211	SM8 MONTANTE 3000 S.SPIN.	SM8, upright without pin 3000 mm, Z.C.	14,05	
3150100221	SM8 MONTANTE 2500 S.SPIN.	SM8, upright without pin 2500 mm, Z.C.	11,71	
3150100231	SM8 MONTANTE 2000 S.SPIN.	SM8, upright without pin 2000 mm, Z.C.	9,37	
3150100241	SM8 MONTANTE 1500 S.SPIN.	SM8, upright without pin 1500 mm, Z.C.	7,02	
3150100251	SM8 MONTANTE 1000 S.SPIN.	SM8, upright without pin 1000 mm, Z.C.	4,68	
3150100261	SM8 MONTANTE 500 S.SPIN.	SM8, upright without pin 500 mm, Z.C.	2,34	

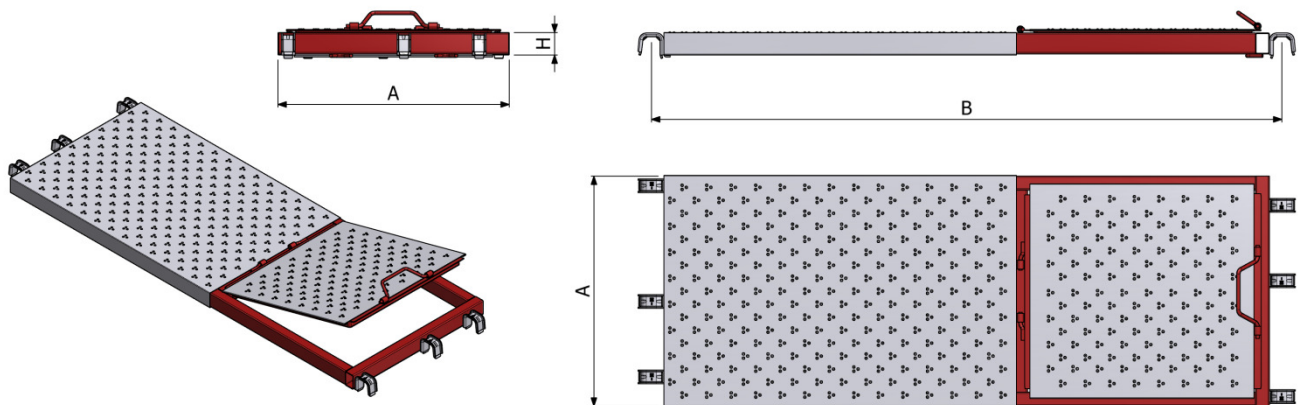

NOTE

◆ = ELEMENTO AUTORIZZATO

CODE	ITALIAN DESCRIPTION	ENGLISH DESCRIPTION	WEIGHT T KG	NOTE
3150100901	SM8 FERM. UNIF. MENS. INT. 424 MM Z.S.	424 mm, toeboard UNIFICATO Z.S.	2,34	◆
3150100911	SM8 FERM. UNIF. FACCIATA 480 MM Z.S.	480 mm, toeboard UNIFICATO Z.S.	2,47	◆
3150100921	SM8 FERM. UNIF. FACCIATA 500 MM Z.S.	500 mm, toeboard UNIFICATO Z.S.	2,52	◆
3150100931	SM8 FERM. UNIF. FACCIATA 660 MM Z.S.	660 mm, toeboard UNIFICATO Z.S.	2,91	◆
3150100941	SM8 FERM. UNIF. FACCIATA 700 MM Z.S.	700 mm, toeboard UNIFICATO Z.S.	3,01	◆
3150100951	SM8 FERM. UNIF. FAC-TEST-P.C. 810 MM Z.S.	810 mm, toeboard UNIFICATO Z.S.	3,28	◆
3150100961	SM8 FERM. UNIF. FAC.-TEST. 1140 MM Z.S.	1140 mm, toeboard UNIFICATO Z.S.	4,09	◆
3150100971	SM8 FERM. UNIF. FACCIATA 1200 MM Z.S.	1200 mm, toeboard UNIFICATO Z.S.	4,24	◆
3150100981	SM8 FERM. UNIF. FACCIATA 1360 MM Z.S.	1360 mm, toeboard UNIFICATO Z.S.	4,63	◆
3150100991	SM8 FERM. UNIF. FACCIATA 1860 MM Z.S.	1860 mm, toeboard UNIFICATO Z.S.	5,86	◆

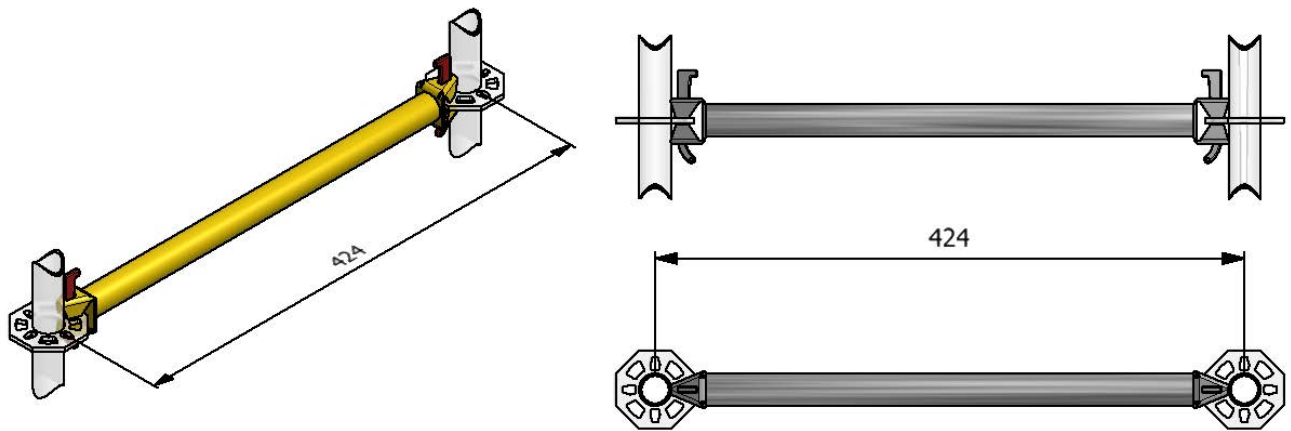

NOTE

CODE	ITALIAN DESCRIPTION	ENGLISH DESCRIPTION	WEIGHT T KG	NOTE
3150200131	SM8 FERMAPIEDE 1140 MM Z.S.	SM8, 1140 mm toeboard, Z.S.	5,21	
3150200141	SM8 FERMAPIEDE 424 MM Z.S.	SM8, 424 mm toeboard, Z.S.	2,68	
3150200151	SM8 FERMAPIEDE 2500 MM Z.S.	SM8, 2500 mm toeboard, Z.S.	8,20	
3150200161	SM8 FERMAPIEDE 1800 MM Z.S.	SM8, 1800 mm toeboard, Z.S.	6,70	


NOTE

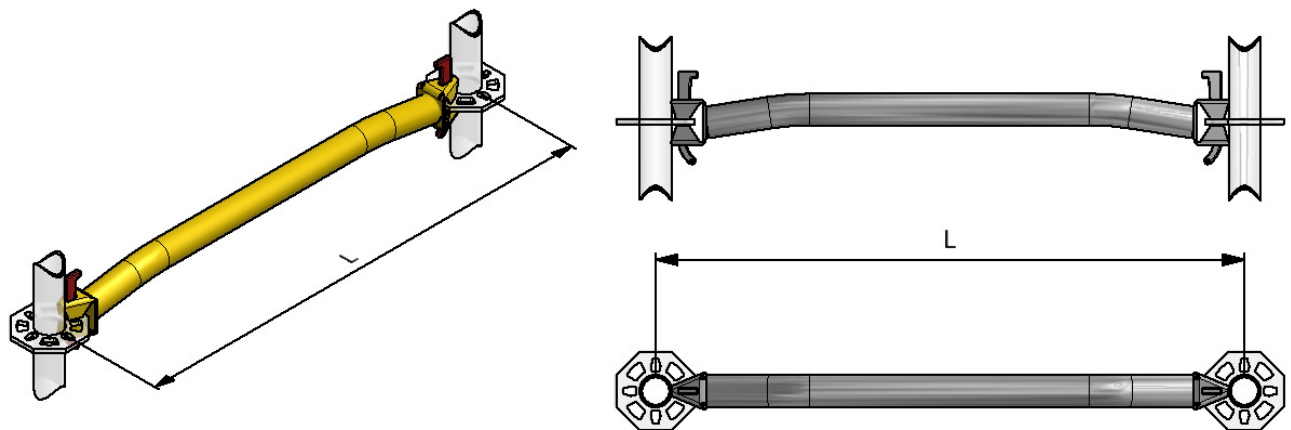
◆ = APPROVED IN THE ITALIAN AUTHORIZATION

CODE	ITALIAN DESCRIPTION	ENGLISH DESCRIPTION	WEIGHT T KG	NOTE
3150200191	SM8 TAVOLA BOTOLA 660X1800 MM Z.S.	SM8, trap door 660x1800 mm, Z.S.	35,04	◆
3150200201	SM8 TAVOLA BOTOLA 660X2500 MM Z.S.	SM8, trap door 660x2500 mm, Z.S.	45,38	◆


NOTE

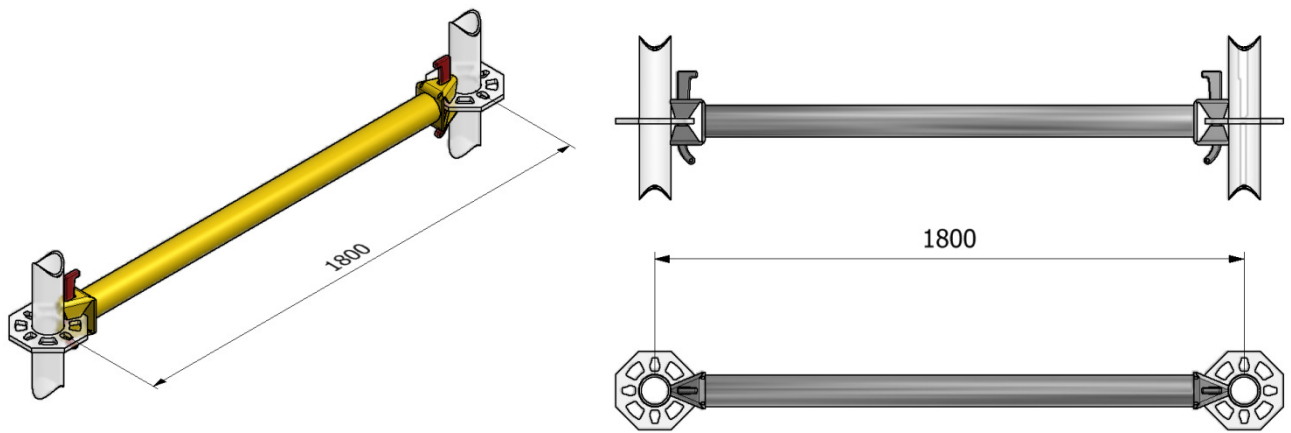
◆ = APPROVED IN THE ITALIAN AUTHORIZATION

	ITALIAN DESCRIPTION	ENGLISH DESCRIPTION	WEIGHT T KG	NOTE
3150200211	SM8 CORRENTE DA 424 MM Z.C.	SM8, ledger 424 mm, Z.C.	2,15	◆


NOTE

◆ = APPROVED IN THE ITALIAN AUTHORIZATION

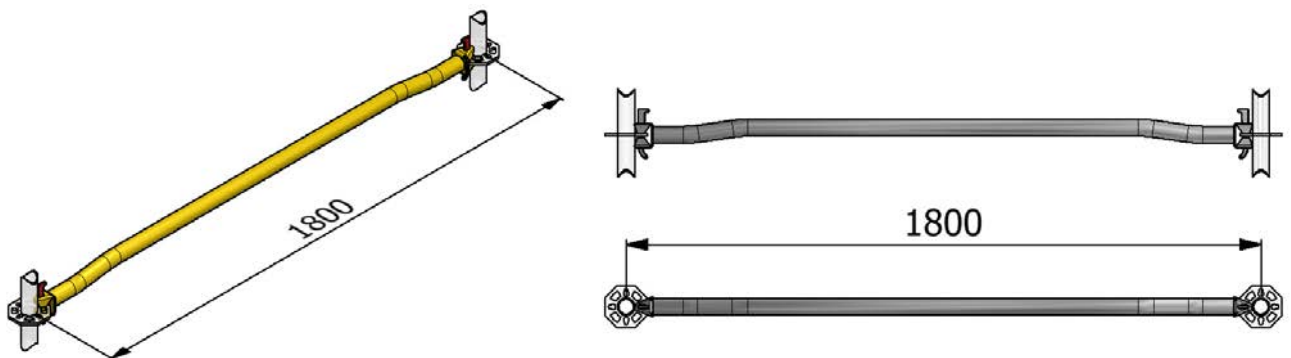
CODE	ITALIAN DESCRIPTION	ENGLISH DESCRIPTION	WEIGHT T KG	NOTE
3150200221	SM8 PARAPETTO SUPERIORE 424 MM Z.C.	SM8, upper guardrail 424 mm, Z.C.	2,16	◆
3150200241	SM8 PARAPETTO SUPERIORE 1140 MM Z.C.	SM8, upper guardrail 1140 mm, Z.C.	4,86	◆



NOTE

◆ = APPROVED IN THE ITALIAN AUTHORIZATION

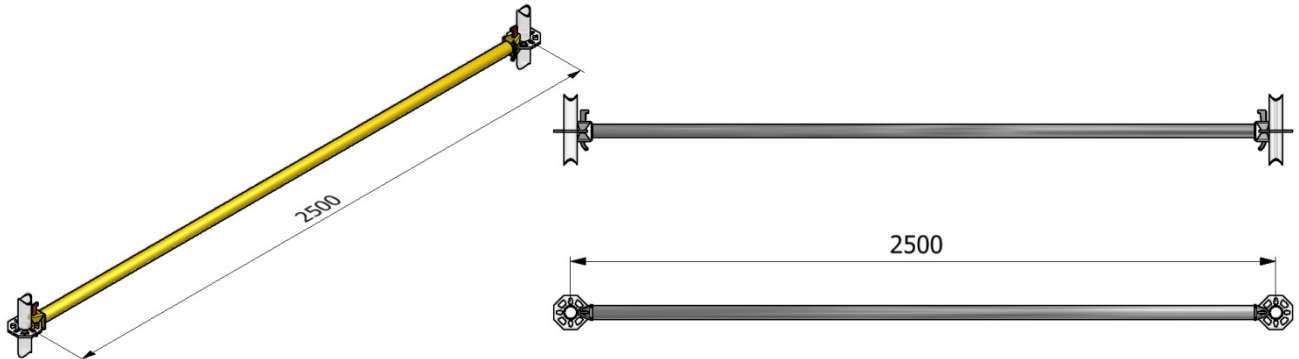
CODE	ITALIAN DESCRIPTION	ENGLISH DESCRIPTION	WEIGHT T. KG	NOTE
3150200251	SM8 CORRENTE DA 1800 MM Z.C	SM8, ledger 1800 mm, Z.C.	7,35	◆



NOTE

◆ = APPROVED IN THE ITALIAN AUTHORIZATION

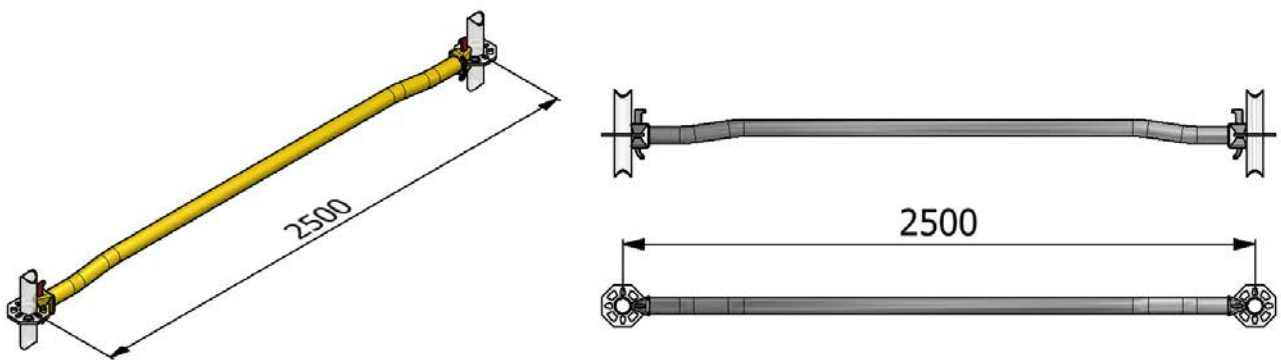
CODE	ITALIAN DESCRIPTION	ENGLISH DESCRIPTION	WEIGHT T. KG	NOTE
3150200261	SM8 PARAPETTO SUPERIORE 1800 MM Z.C.	SM8, upper guardrail 1800 mm, Z.C.	7,36	◆



NOTE

◆ = APPROVED IN THE ITALIAN AUTHORIZATION

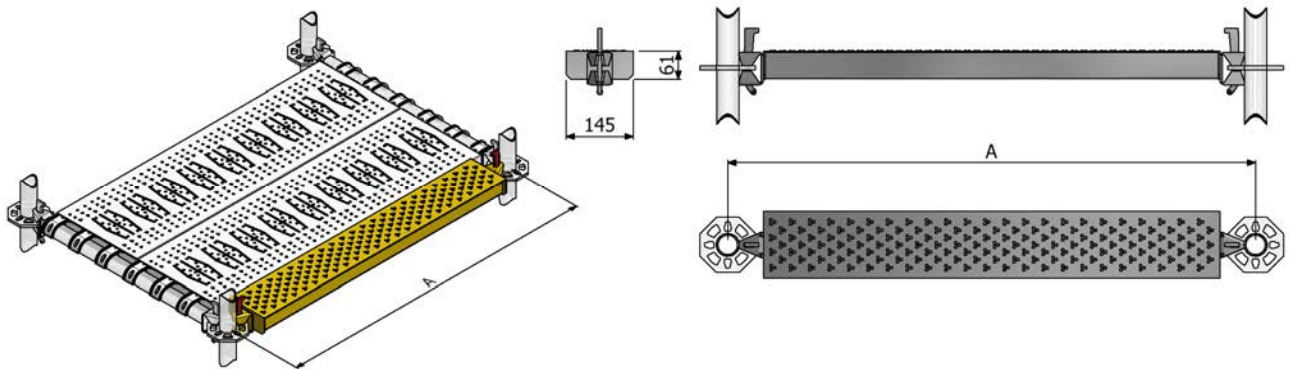
	ITALIAN DESCRIPTION	ENGLISH DESCRIPTION	WEIGHT T KG	NOTE
3150200271	SM8 CORRENTE DA 2500 MM Z.C.	SM8, ledger 2500 mm, Z.C.	10	◆



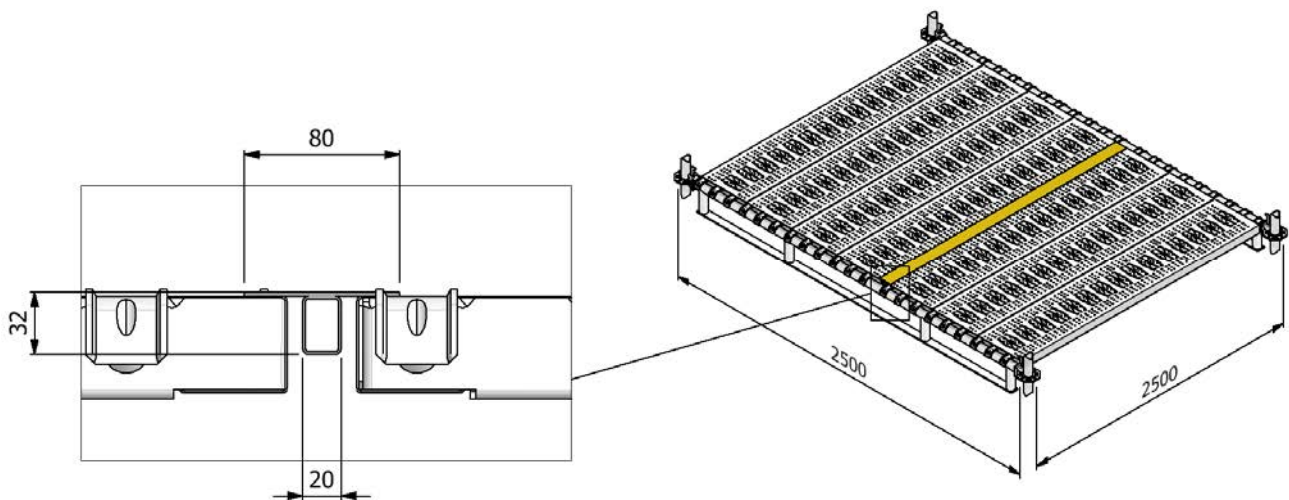
NOTE

◆ = APPROVED IN THE ITALIAN AUTHORIZATION

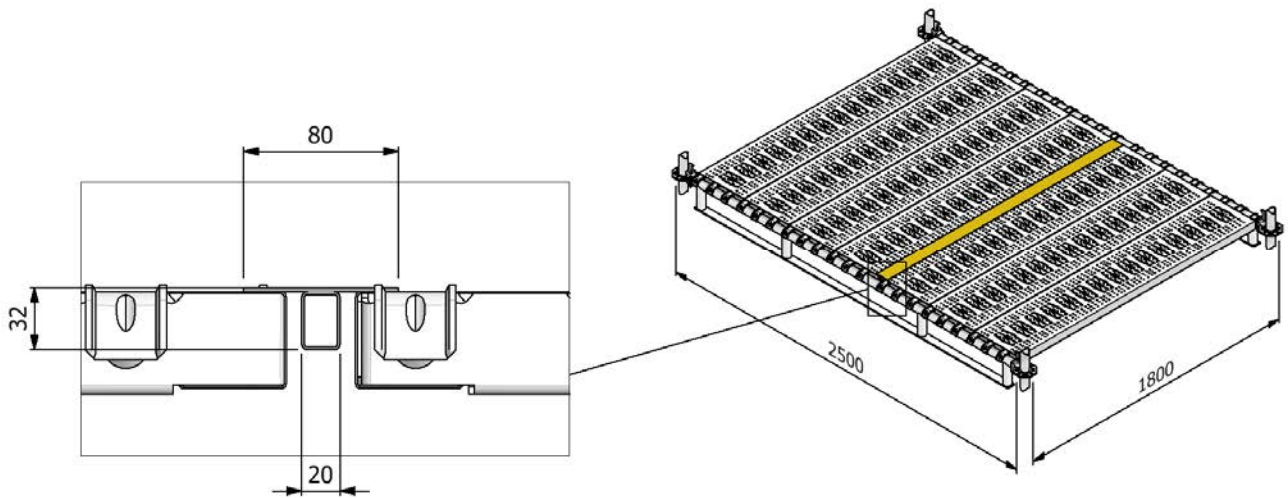
CODE	ITALIAN DESCRIPTION	ENGLISH DESCRIPTION	WEIGHT T KG	NOTE
3150200281	SM8 PARAPETTO SUPERIORE 2500 MM Z.C.	SM8, upper guardrail 2500 mm, Z.C.	10	◆


NOTE

CODE	ITALIAN DESCRIPTION	ENGLISH DESCRIPTION	WEIGHT T KG	NOTE
3150200301	SM8 COMPENSO CON CLAMPA 1800 MM Z.C.	SM8, steel decking filler 1800 mm with clamp, Z.C.	10,36	
3150200311	SM8 COMPENSO CON CLAMPA 2500 MM Z.C.	SM8, steel decking filler 2500 mm with clamp, Z.C.	14,10	
3150200321	SM8 COMPENSO CON CLAMPA 1140 MM Z.C.	SM8, steel decking filler 1140 mm with clamp, Z.C.	6,85	

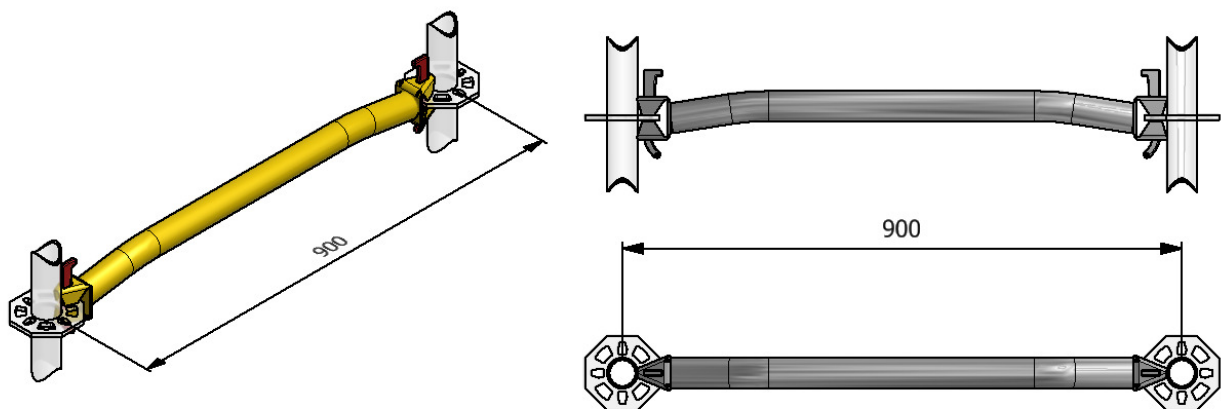

NOTE

CODE	ITALIAN DESCRIPTION	ENGLISH DESCRIPTION	WEIGHT T KG	NOTE
3150200331	SM8 COMP. TRAVETTA 2500 X C. 2500 MM Z.C.	SM8, 2500 mm beam filler, span 2500 mm, Z.C.	6,03	



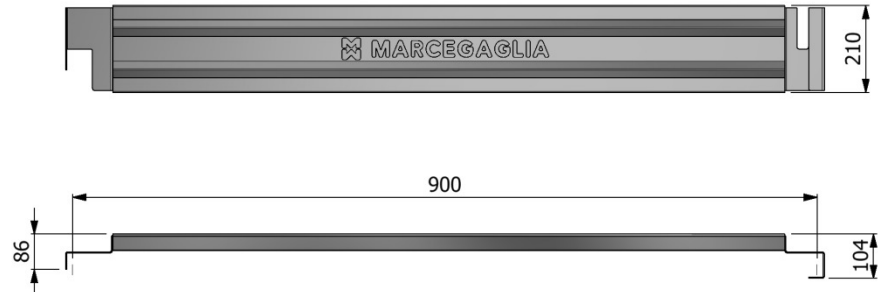
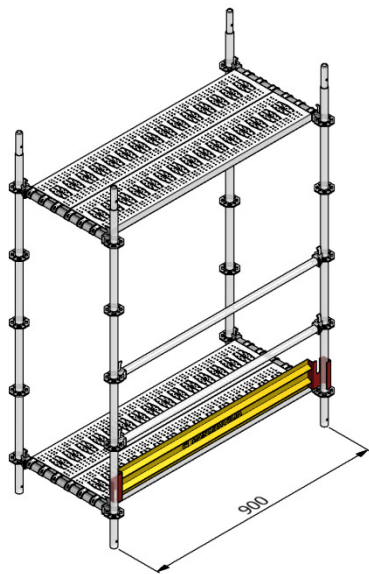
NOTE

CODE	ITALIAN DESCRIPTION	ENGLISH DESCRIPTION	WEIGHT T KG	NOTE
3150200361	SM8 COMP. TRAVETTA 2500 X C. 1800 MM Z.C.	SM8, 2500 mm beam filler, span 1800 mm, Z.C.	4,29	

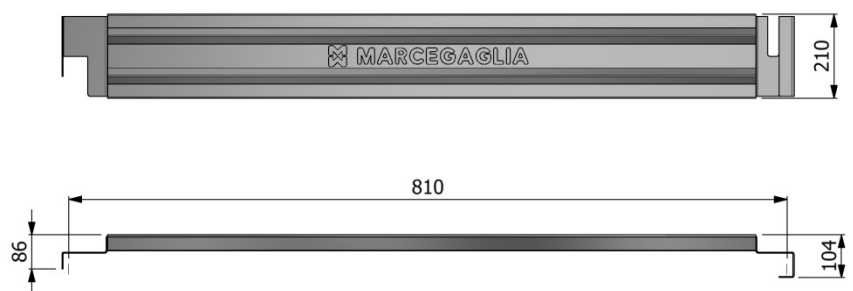
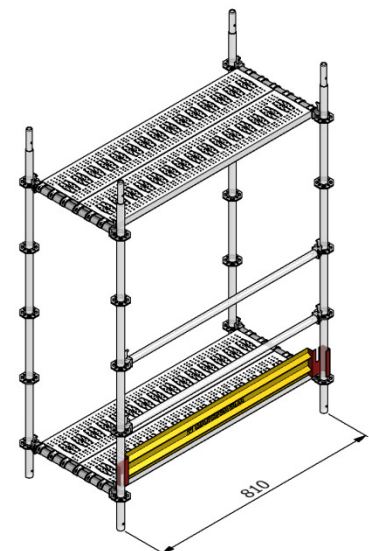


NOTE

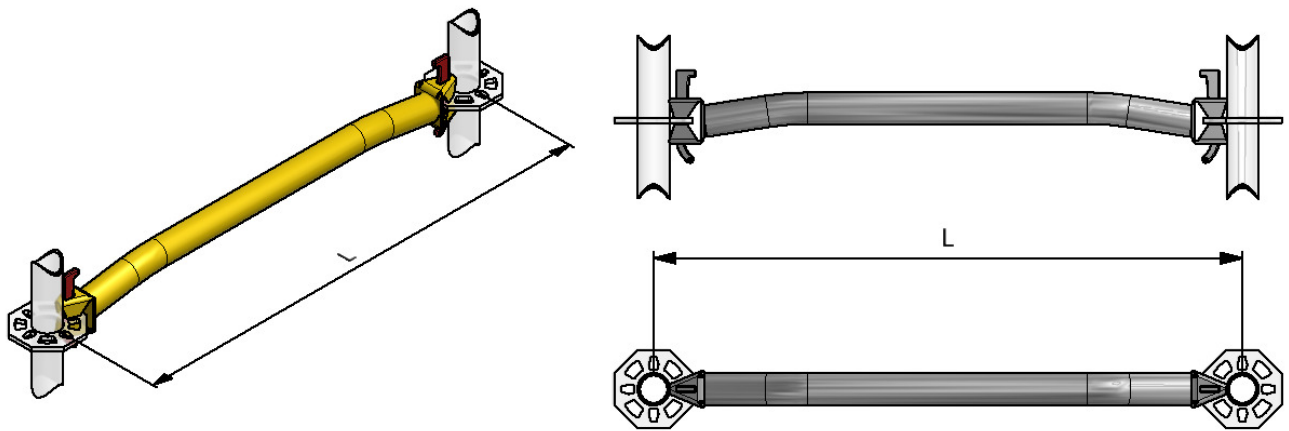
CODE	ITALIAN DESCRIPTION	ENGLISH DESCRIPTION	WEIGHT T KG	NOTE
3150200371	SM8 PARAPETTO SUPERIORE 900 MM Z.C.	SM8, upper guardrail 900 mm, Z.C.	3,95	


NOTE

CODE	ITALIAN DESCRIPTION	ENGLISH DESCRIPTION	WEIGHT T KG	NOTE
3150200381	SM8 FERMAPIEDE 900 MM Z.S.	SM8, 900 mm toeboard, Z.S.	4,80	

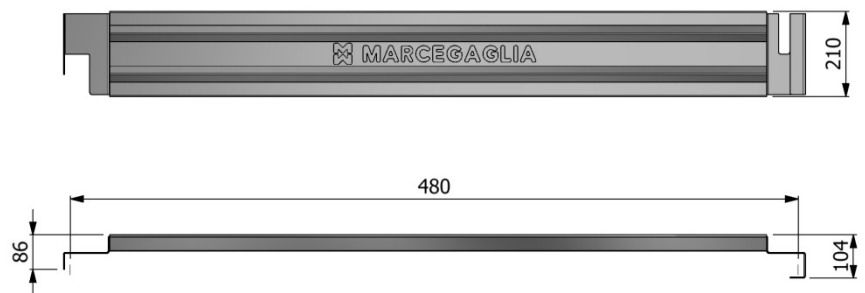
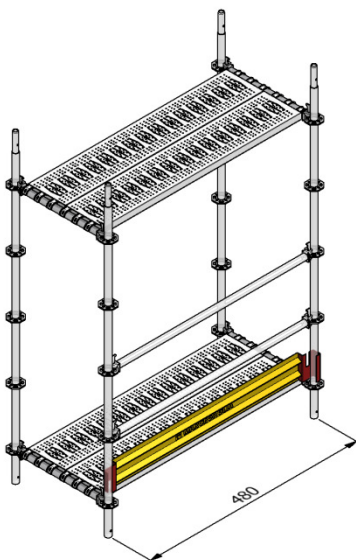

NOTE

CODE	ITALIAN DESCRIPTION	ENGLISH DESCRIPTION	WEIGHT T KG	NOTE
3150200471	SM8 FERMAPIEDE 810 MM Z.S.	SM8, 810 mm toeboard, Z.S.	4,66	

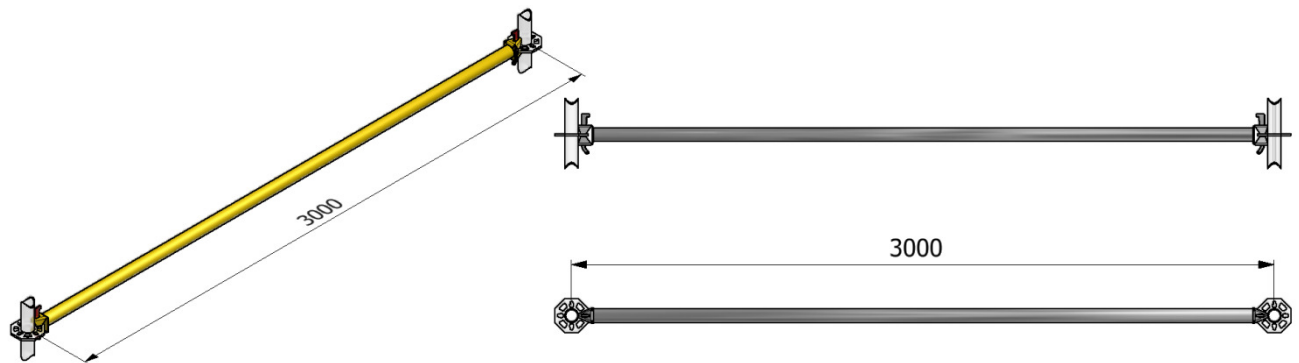

NOTE

◆ = APPROVED IN THE ITALIAN AUTHORIZATION

CODE	ITALIAN DESCRIPTION	ENGLISH DESCRIPTION	WEIGHT T KG	NOTE
3150200511	SM8 PARAPETTO SUPERIORE 810 MM Z.C.	SM8, upper guardrail 810 mm, Z.C.	3,60	◆
3150200521	SM8 PARAPETTO DA 480.	SM8, upper guardrail 480 mm, Z.C.	2,35	◆

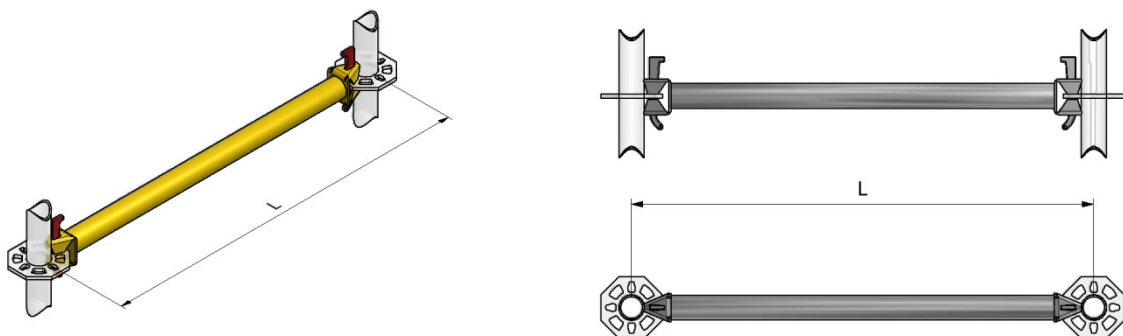

NOTE

CODE	ITALIAN DESCRIPTION	ENGLISH DESCRIPTION	WEIGHT T KG	NOTE
3150200531	SM8 FERMAPIEDE 480 MM Z.S.	480 mm, toeboard Z.S.	2,80	


NOTE

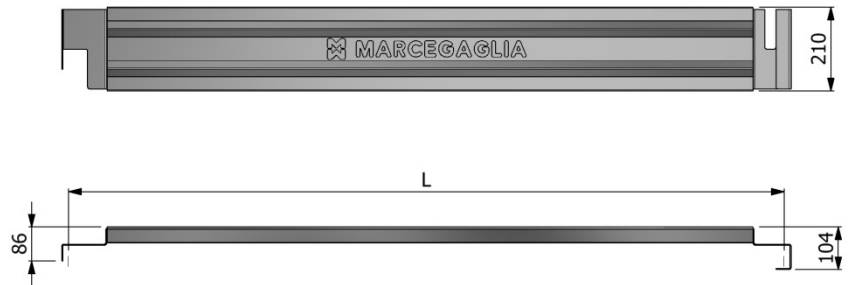
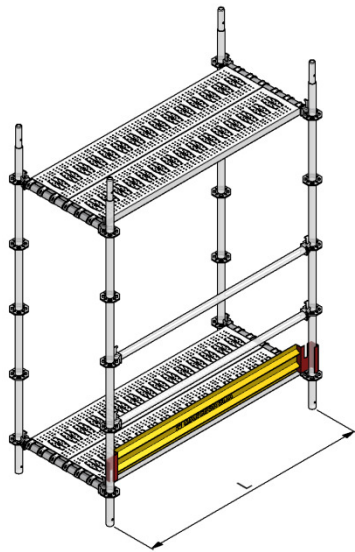
◆ = APPROVED IN THE ITALIAN AUTHORIZATION

CODE	ITALIAN DESCRIPTION	ENGLISH DESCRIPTION	WEIGHT T KG	NOTE
3150200541	SM8 CORRENTE DA 3000 MM Z.C.	SM8, ledger 3000 mm Z.C.	11,88	◆

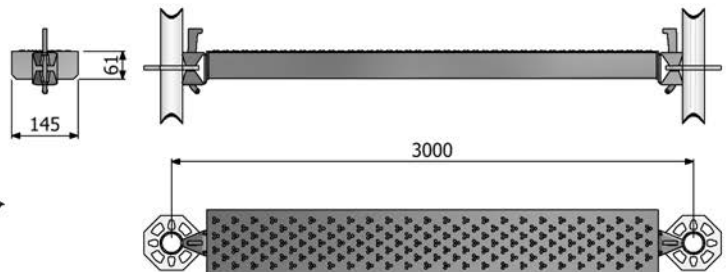
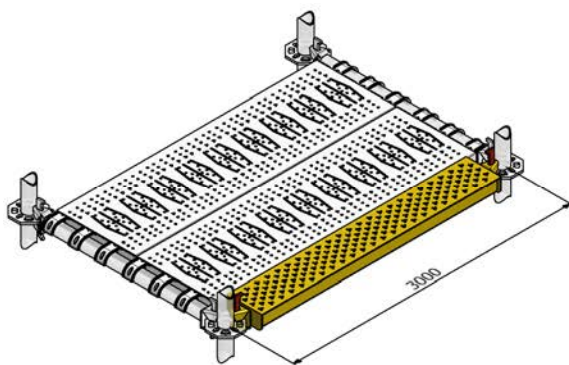

NOTE

◆ = APPROVED IN THE ITALIAN AUTHORIZATION

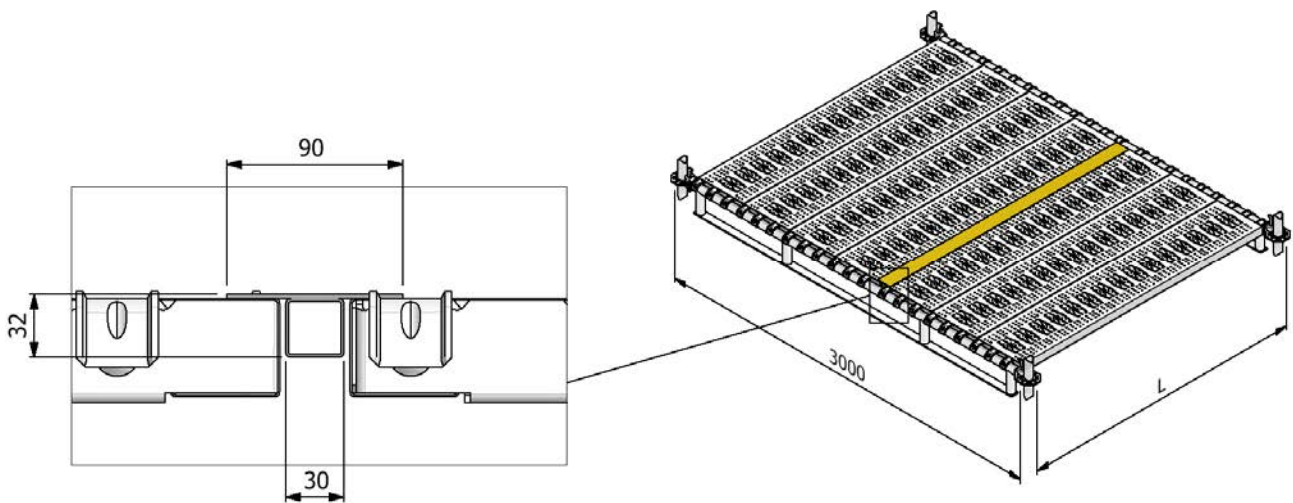
CODE	ITALIAN DESCRIPTION	ENGLISH DESCRIPTION	WEIGHT T KG	NOTE
3150200551	SM8 CORRENTE DI RACC. 660 MM Z.C.	SM8, Junction ledger 660 mm, Z.C.	3,02	◆
3150200561	SM8 CORRENTE DI RACC. 1360 MM Z.C.	SM8, Junction ledger 1360 mm, Z.C.	5,65	◆
3150200571	SM8 CORRENTE DI RACC. 1860 MM Z.C.	SM8, Junction ledger 1860 mm, Z.C.	7,56	◆
3150200581	SM8 CORRENTE DI RACC. 700 MM Z.C.	SM8, Junction ledger 700 mm, Z.C.	3,18	◆
3150200591	SM8 CORRENTE DI RACC. 1200 MM Z.C.	SM8, Junction ledger 1200 mm, Z.C.	5,07	◆
3150200601	SM8 CORRENTE DI RACC. 500 MM Z.C.	SM8, Junction ledger 500 mm, Z.C.	2,43	◆


NOTE

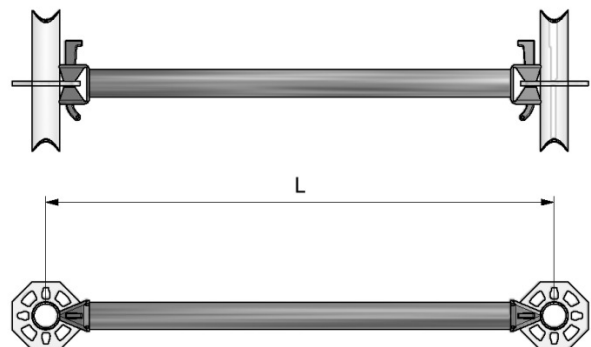
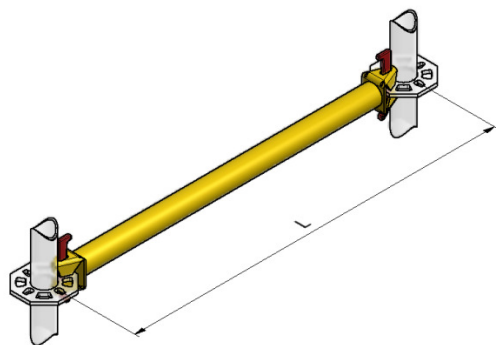
CODE	ITALIAN DESCRIPTION	ENGLISH DESCRIPTION	WEIGHT T KG	NOTE
3150200681	SM8 FERMAPIEDE 3000 MM Z.S.	SM8, 3000 mm toeboard, Z.S.	9,48	
3150200691	SM8 FERMAPIEDE RACC. 660 MM Z.S.	SM8, 660 mm toeboard, Z.S.	4,33	
3150200701	SM8 FERMAPIEDE RACC. 1360 MM Z.S.	SM8, 1360 mm toeboard, Z.S.	5,87	


NOTE

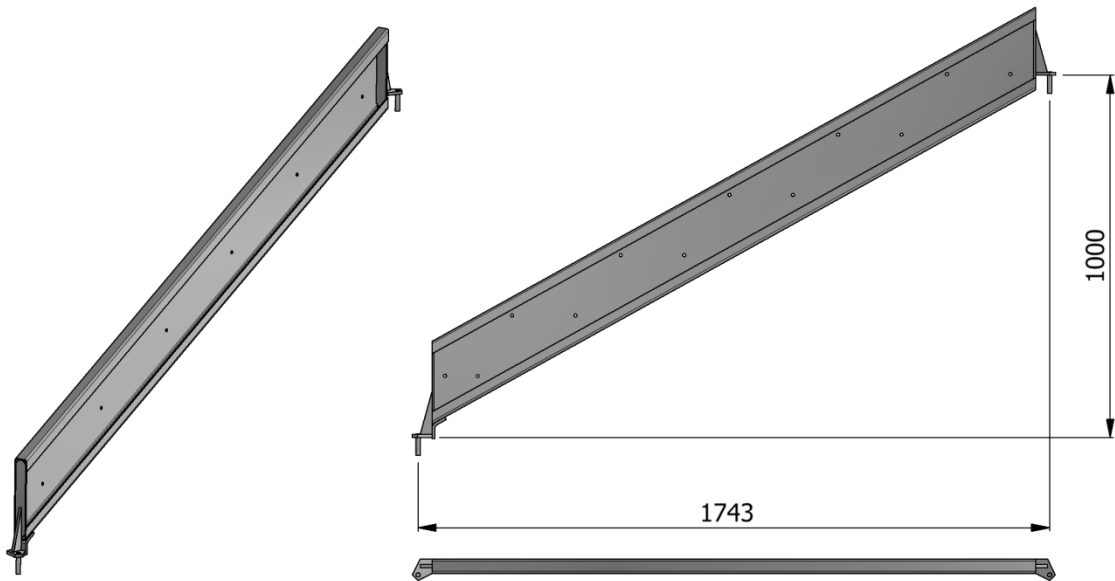
CODE	ITALIAN DESCRIPTION	ENGLISH DESCRIPTION	WEIGHT T KG	NOTE
3150200761	SM8 COMPENSO CON CLAMPA 3000 MM Z.C.	SM8, steel decking filler 3000 mm with clamp, Z.C.	16,77	


NOTE

CODE	ITALIAN DESCRIPTION	ENGLISH DESCRIPTION	WEIGHT T KG	NOTE
3150200841	SM8 COMP. TRAVETTA 3000 X C. 1800 MM Z.C.	SM8, 3000 mm beam filler, span 1800 mm, Z.C.	5,01	
3150200851	SM8 COMP. TRAVETTA 3000 X C. 2500 MM Z.C.	SM8, 3000 mm beam filler, span 2500 mm, Z.C.	7,04	

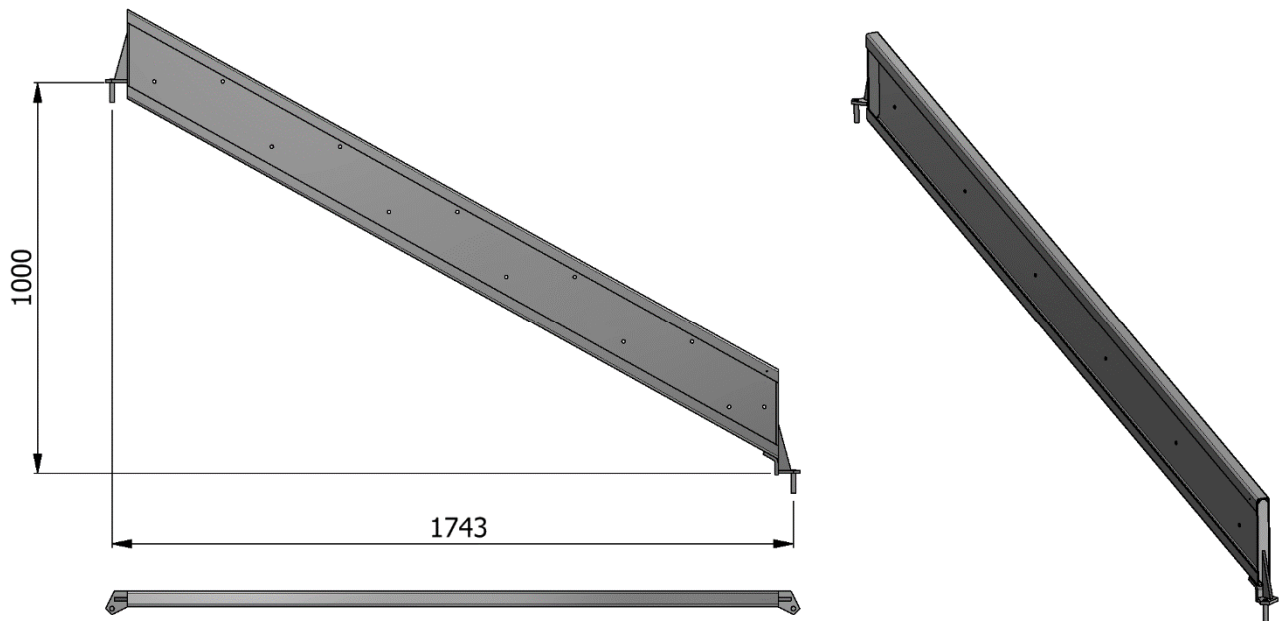

NOTE

CODE	ITALIAN DESCRIPTION	ENGLISH DESCRIPTION	WEIGHT T KG	NOTE
3150200901	SM8 CORRENTE DA 990	SM8, ledger 990 mm, Z.C.	4,47	
3150200911	SM8 CORRENTE DA 1690	SM8, ledger 1690 mm, Z.C.	6,95	



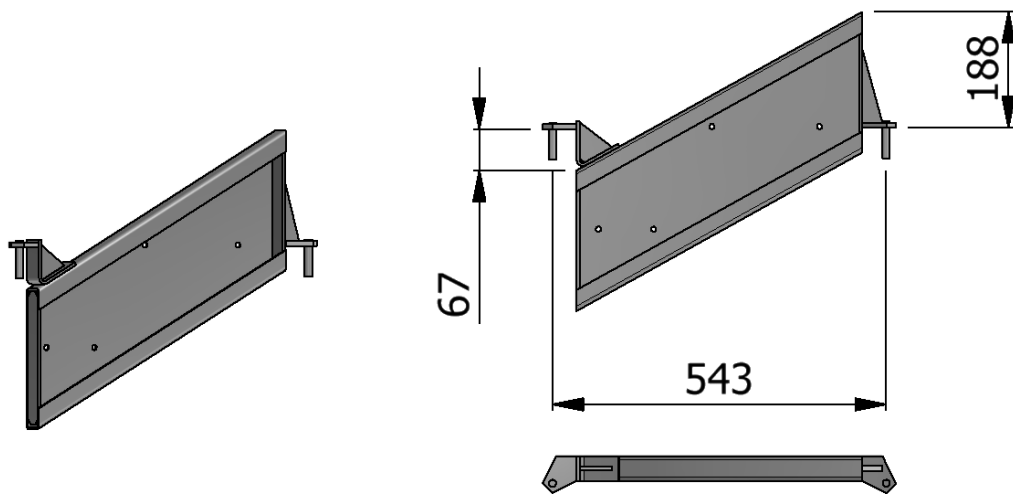
NOTE

CODE	ITALIAN DESCRIPTION	ENGLISH DESCRIPTION	WEIGHT T KG	NOTE
3150201511	SM8 SCALA 1200 COSCIALE DX 1800 6 GRAD.	SM8, 1200 staircase tower right stringer; 1800 x 6 steps, Z.C.	15,72	



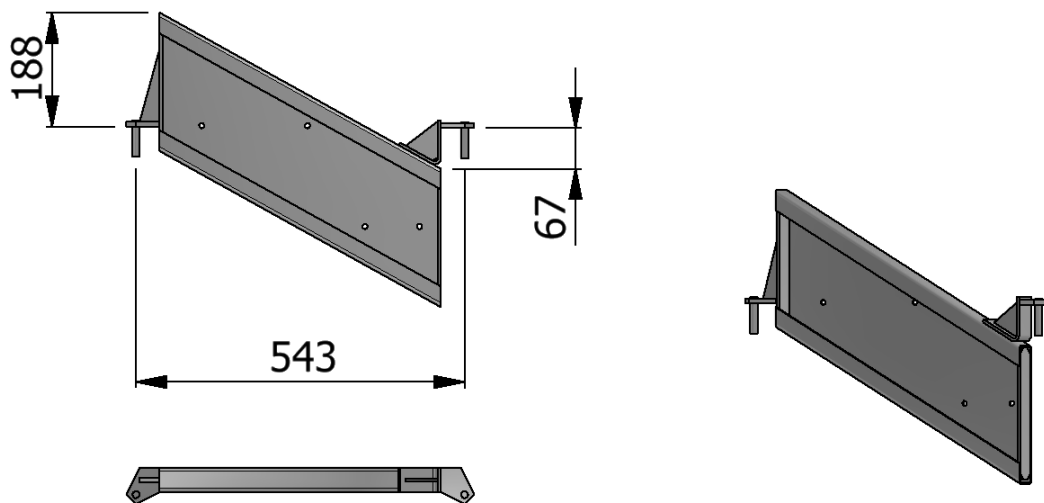
NOTE

CODE	ITALIAN DESCRIPTION	ENGLISH DESCRIPTION	WEIGHT KG	NOTE
3150201521	SM8 SCALA 1200 COSCIALE SX 1800 6 GRAD.	SM8, 1200 staircase tower left stringer; 1800 x 6 steps, Z.C.	15,72	



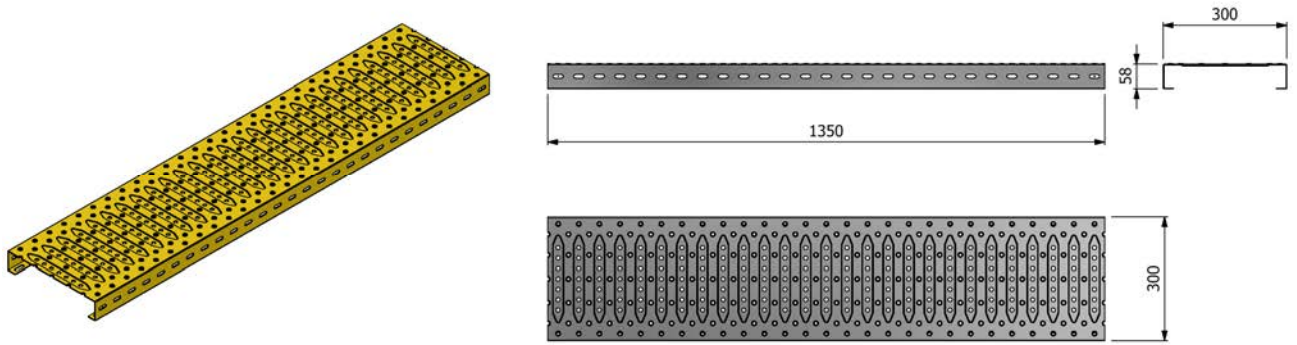
NOTE

CODE	ITALIAN DESCRIPTION	ENGLISH DESCRIPTION	WEIGHT T KG	NOTE
3150201551	SM8 SCALA 1200 COSCIALE DX 600 2 GRAD.	SM8, 1200 staircase tower right stringer; 600 x 2 steps, Z.C.	5,52	



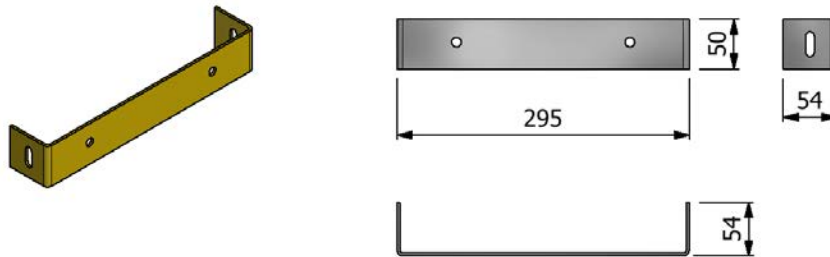
NOTE

CODE	ITALIAN DESCRIPTION	ENGLISH DESCRIPTION	WEIGHT T KG	NOTE
3150201561	SM8 SCALA 1200 COSCIALE SX 600 2 GRAD.	SM8, 1200 staircase tower left stringer; 600 x 2 steps, Z.C.	5,52	



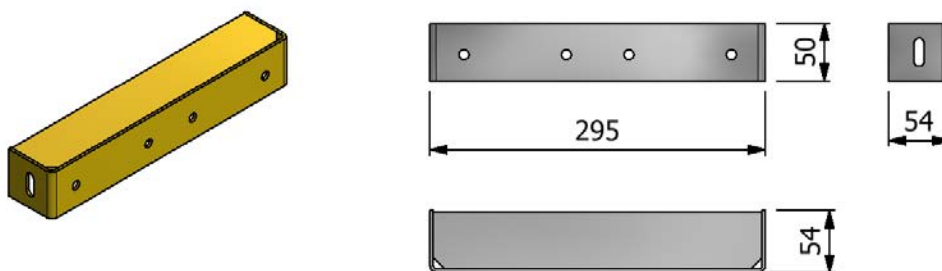
NOTE

CODE	ITALIAN DESCRIPTION	ENGLISH DESCRIPTION	WEIGHT T KG	NOTE
3150201591	SM8 SCALA 1200 GRADINO ABA GF SP. 2 1350	SM8, 1200 staircase tower ABA GF step , 1350mm, Z.C.	9,2	



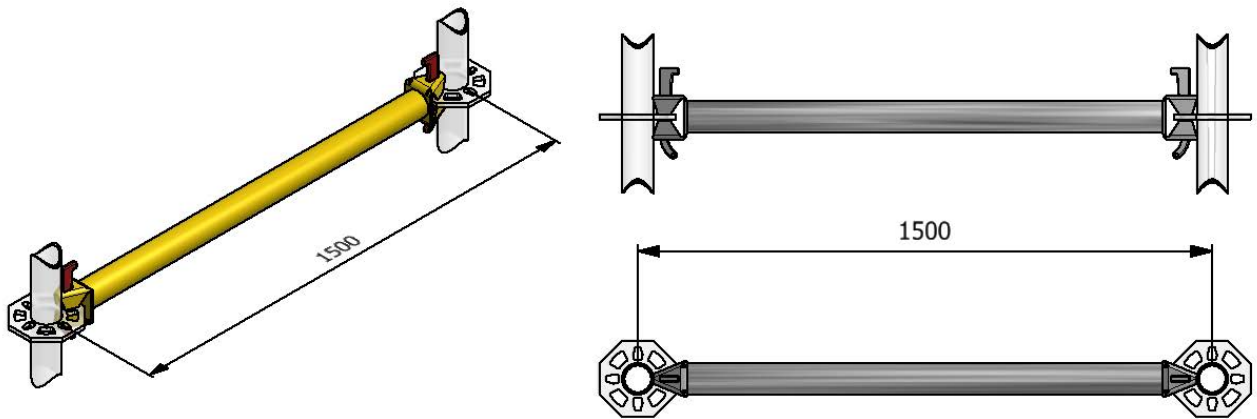
NOTE

CODE	ITALIAN DESCRIPTION	ENGLISH DESCRIPTION	WEIGHT KG	NOTE
3150201601	SM8 SCALA 1200 SUPPORTO GRADINO H58	SM8, 1200 staircase tower typ.step support; h.58mm, Z.C.	0,449	



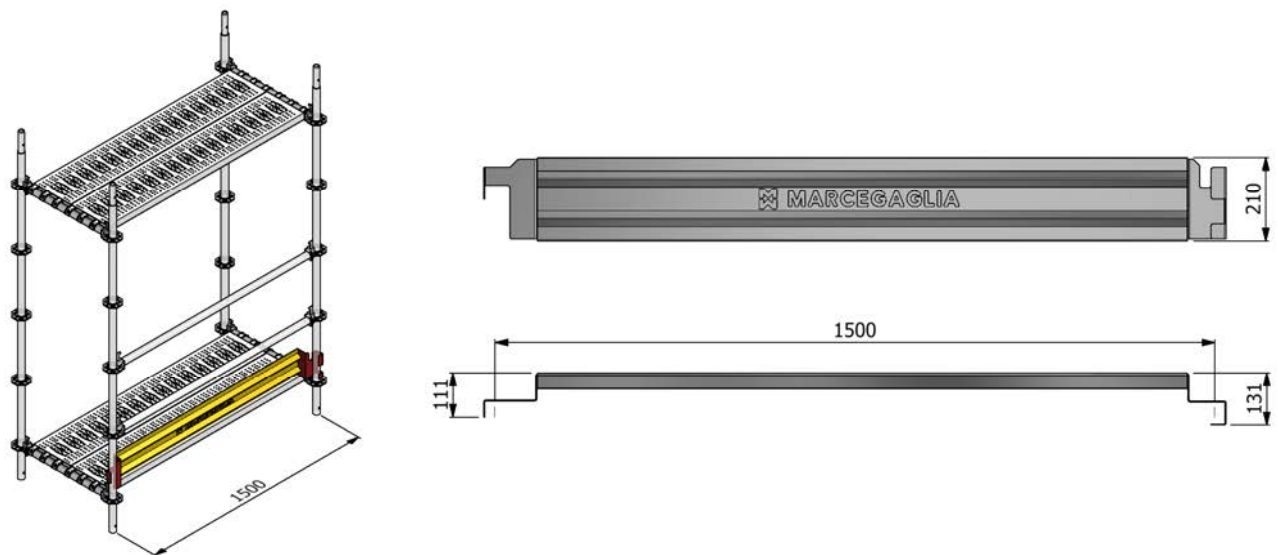
NOTE

CODE	ITALIAN DESCRIPTION	ENGLISH DESCRIPTION	WEIGHT KG	NOTE
3150201611	SM8 SCALA 1200 SUPPORTO PRIMO GRAD. H58	SM8, 1200 staircase tower first step support; h.58mm, Z.C.	0,785	



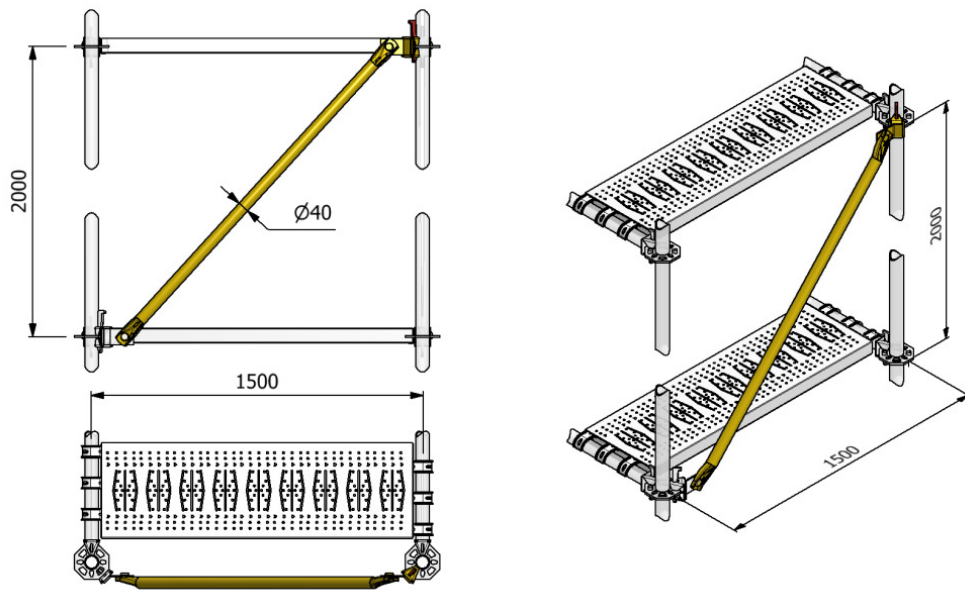
NOTE

CODE	ITALIAN DESCRIPTION	ENGLISH DESCRIPTION	WEIGHT T KG	NOTE
3150201621	SM8 CORRENTE DA 1500	SM8, ledger 1500 mm, Z.C.	6,16	



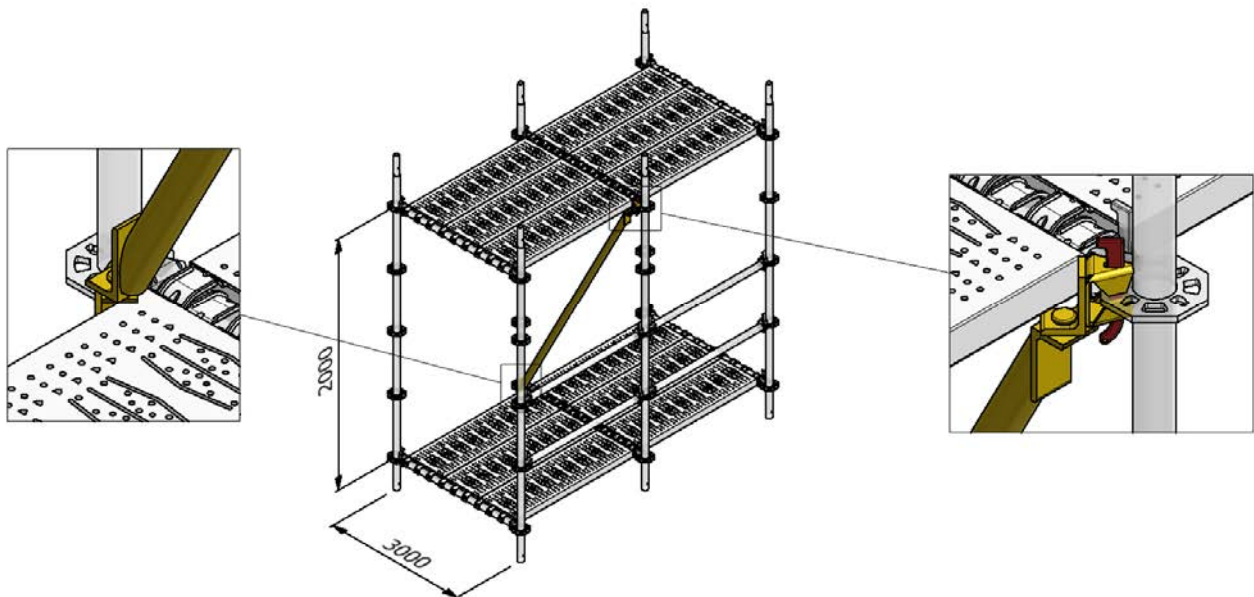
NOTE

CODE	ITALIAN DESCRIPTION	ENGLISH DESCRIPTION	WEIGHT T KG	NOTE
3150201641	SM8 FERMAPIEDE DA 1500	SM8, 1500 mm toeboard, Z.S.	4,97	



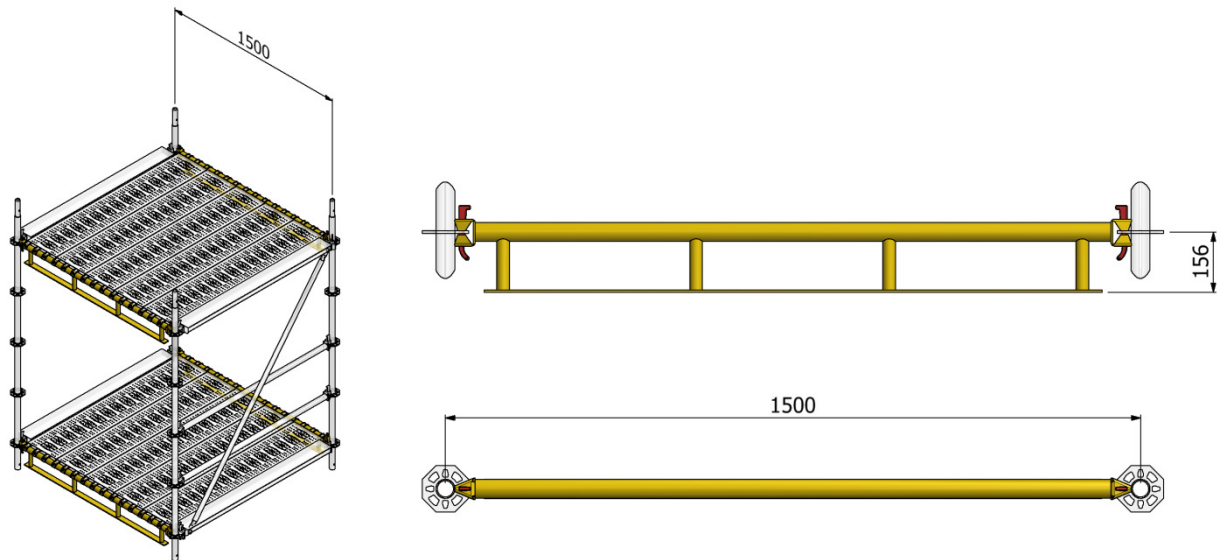
NOTE

CODE	ITALIAN DESCRIPTION	ENGLISH DESCRIPTION	WEIGHT KG	NOTE
3150201651	SM8 DIAG. VISTA CAMPO 1500X2000	SM8, vertical diagonal Brace 1500x2000 mm, Z.C.	6,64	

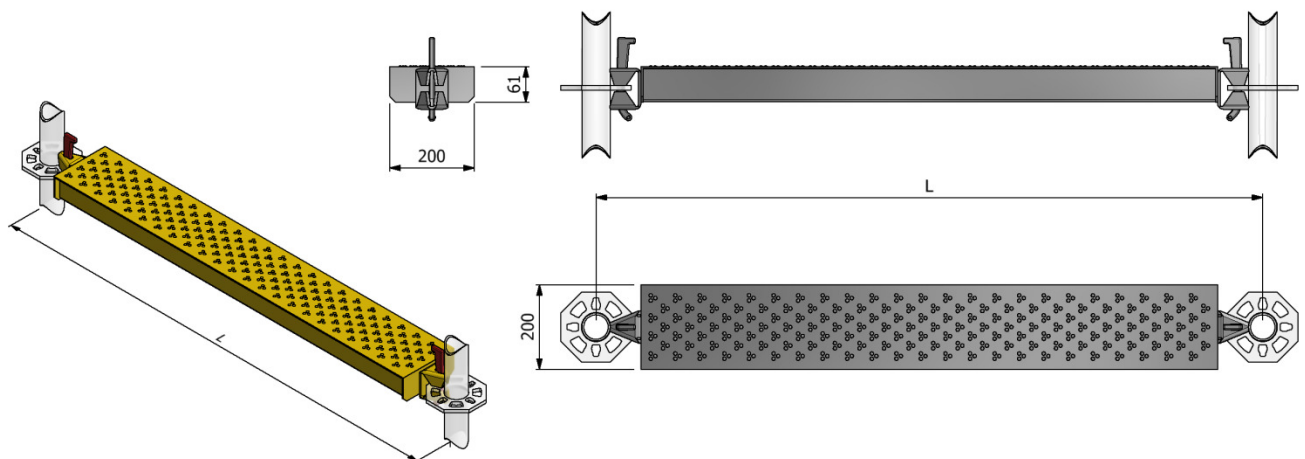


NOTE

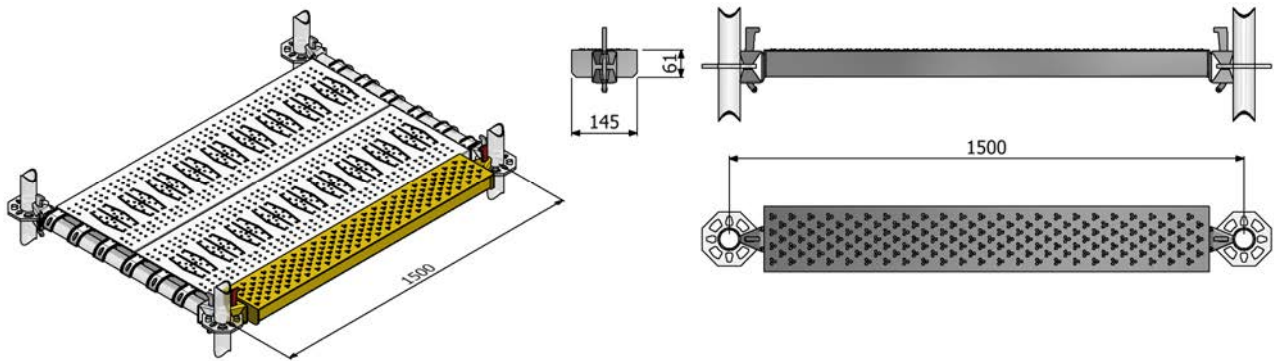
CODE	ITALIAN DESCRIPTION	ENGLISH DESCRIPTION	WEIGH T KG	NOTE
3150201661	SM8 DIAG. SEZ. CAMPO 3000X2000	SM8, sectional vertical diagonal Brace 3000x2000 mm, Z.C.	15,60	


NOTE

CODE	ITALIAN DESCRIPTION	ENGLISH DESCRIPTION	WEIGHT KG	NOTE
3150201671	SM8 TRAVETTA DA 1500 RIB.	SM8, lowered beam 1500 mm, Z.C.	11,53	

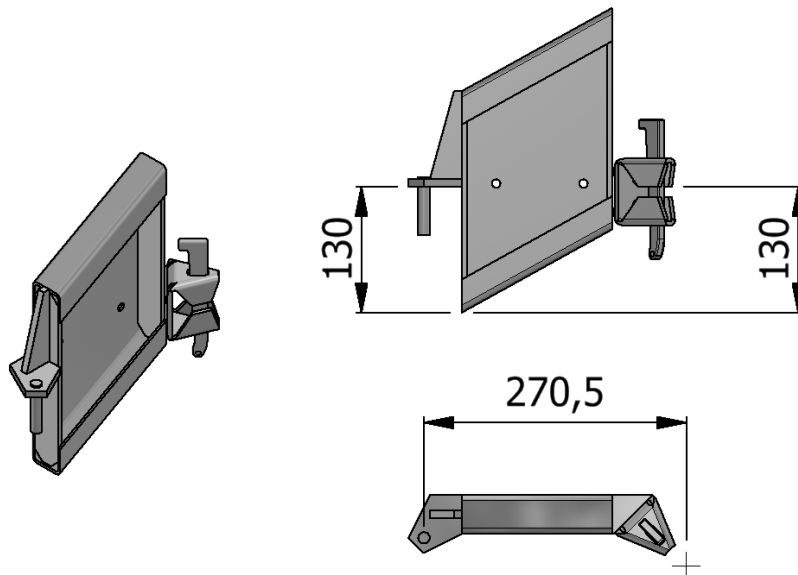

NOTE

CODE	ITALIAN DESCRIPTION	ENGLISH DESCRIPTION	WEIGH T KG	NOTE
3150201681	SM8 SCALA 1200 COMP. 200X1140 CON CLAMPA	SM8, 1200 staircase tower, deck filler 200x1140 mm with clamp, Z.C.	8,40	
3150201691	SM8 SCALA 1200 COMP. 200X1800 CON CLAMPA	SM8, 1200 staircase tower, deck filler 200x1800 mm with clamp, Z.C.	12,70	
3150201701	SM8 SCALA 1200 COMP. 200X2500 CON CLAMPA	SM8, 1200 staircase tower, deck filler 200x2500 mm with clamp, Z.C.	17,57	
3150201711	SM8 SCALA 1200 COMP. 200X3000 CON CLAMPA	SM8, 1200 staircase tower, deck filler 200x3000 mm with clamp, Z.C.	20,96	



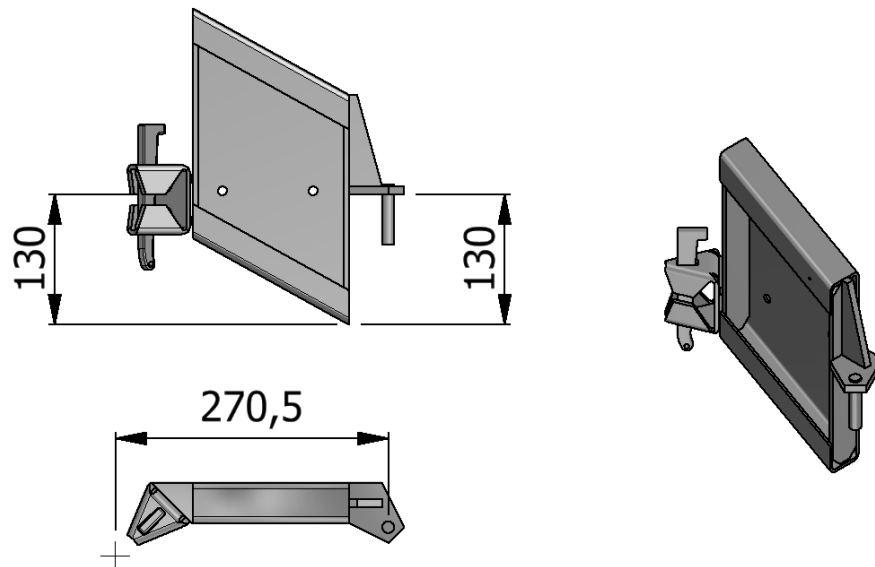
NOTE

CODE	ITALIAN DESCRIPTION	ENGLISH DESCRIPTION	WEIGHT KG	NOTE
3150201721	SM8 COMP. 1500 CON CLAMPA	SM8, steel decking filler 1500 mm with clamp, Z.C.	8,77	



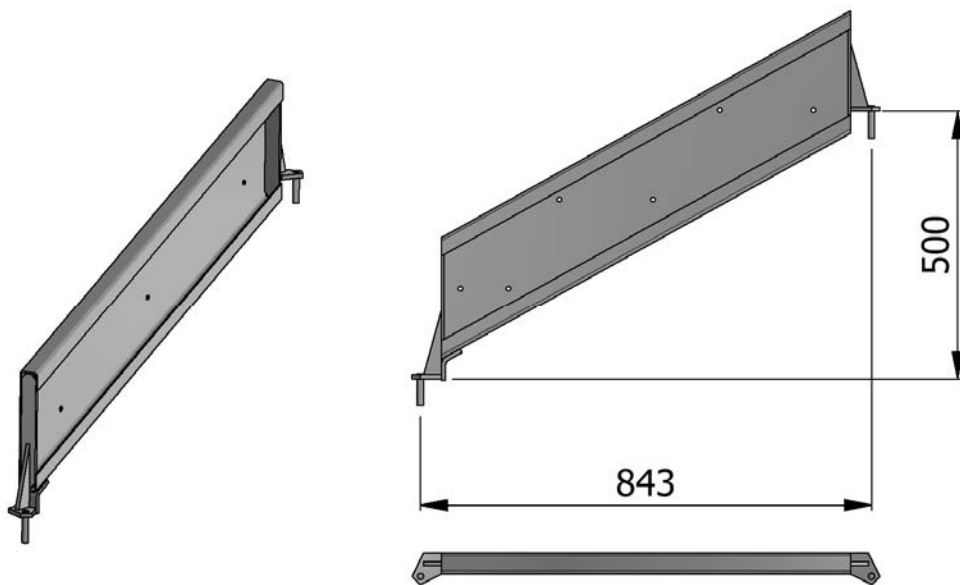
NOTE

CODE	ITALIAN DESCRIPTION	ENGLISH DESCRIPTION	WEIGHT T KG	NOTE
3150201911	SM8 SCALA 1200 COSC. DX 300 1 GRAD. Z.C.	SM8, 1200 staircase tower right stringer; 300 x 1 step, Z.C.	2,98	



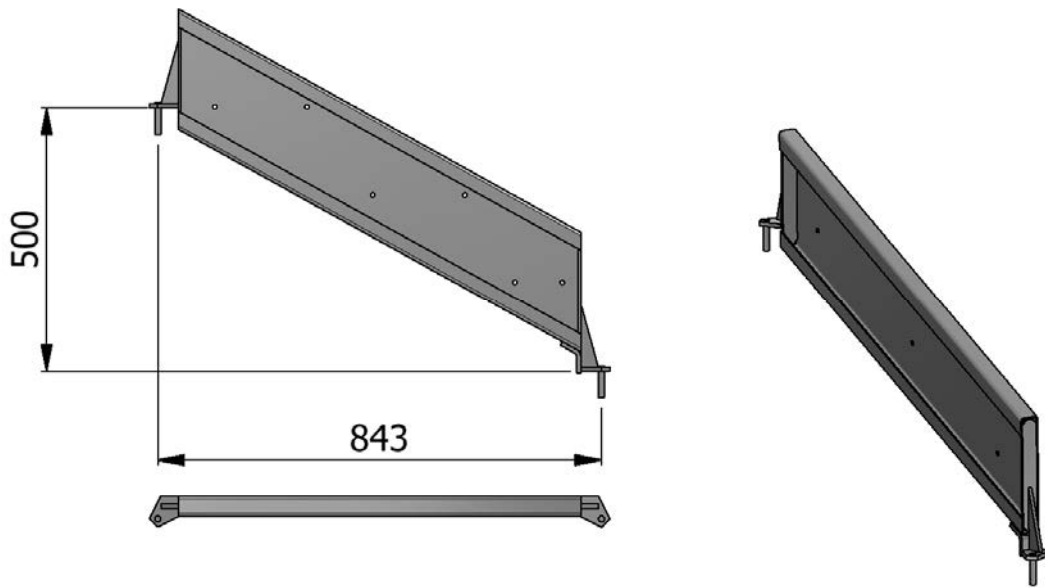
NOTE

CODE	ITALIAN DESCRIPTION	ENGLISH DESCRIPTION	WEIGHT KG	NOTE
3150201921	SM8 SCALA 1200 COSC. SX 300 1 GRAD. Z.C.	SM8, 1200 staircase tower left stringer; 300 x 1 step, Z.C.	2,98	



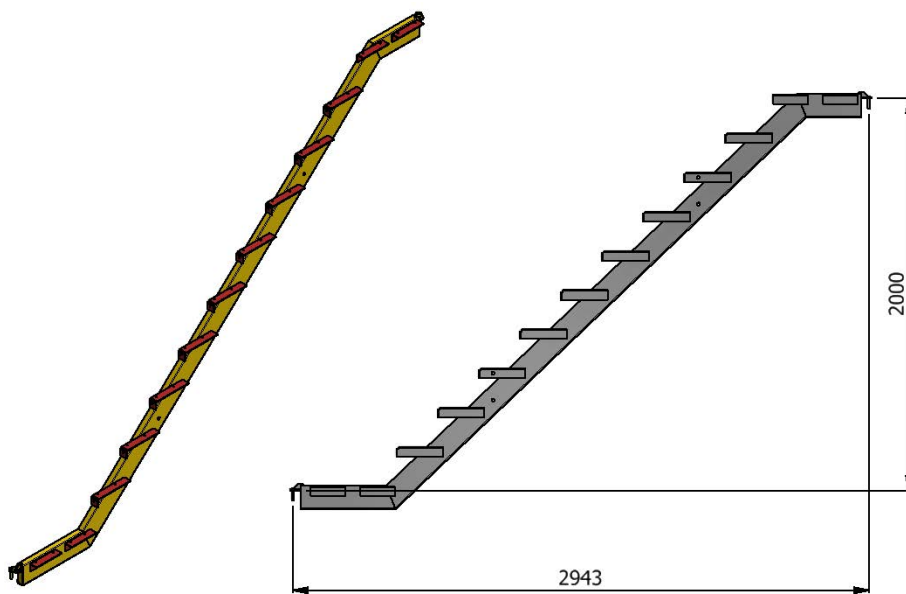
NOTE

CODE	ITALIAN DESCRIPTION	ENGLISH DESCRIPTION	WEIGHT T KG	NOTE
3150201931	SM8 SCALA 1200 COSC. DX 900 3 GRAD. Z.C.	SM8, 1200 staircase tower right stringer; 900 x 3 steps, Z.C.	8,37	



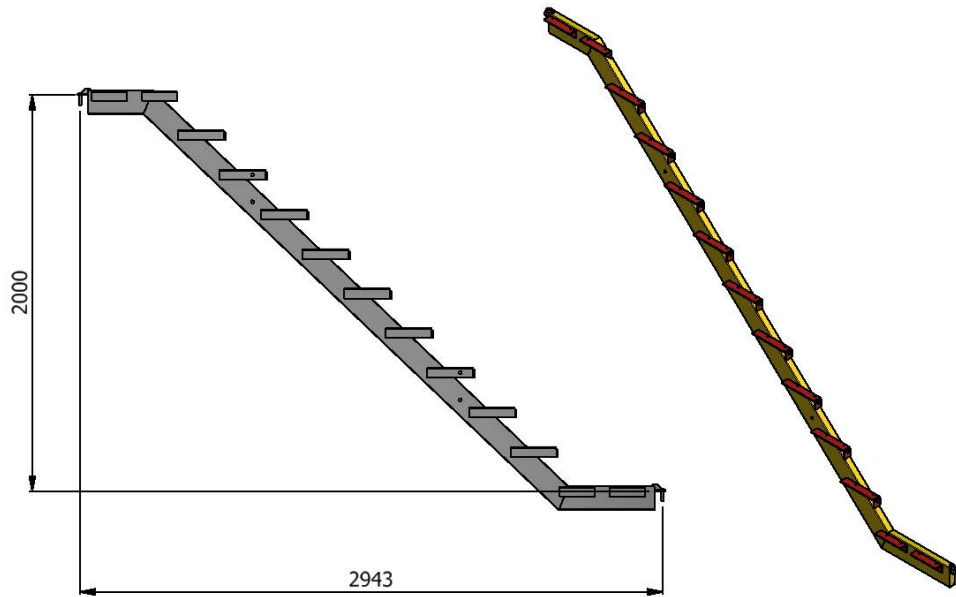
NOTE

CODE	ITALIAN DESCRIPTION	ENGLISH DESCRIPTION	WEIGHT KG	NOTE
3150201941	SM8 SCALA 1200 COSC. SX 900 3 GRAD. Z.C.	SM8, 1200 staircase tower left stringer; 900 x 3 steps, Z.C.	8,37	



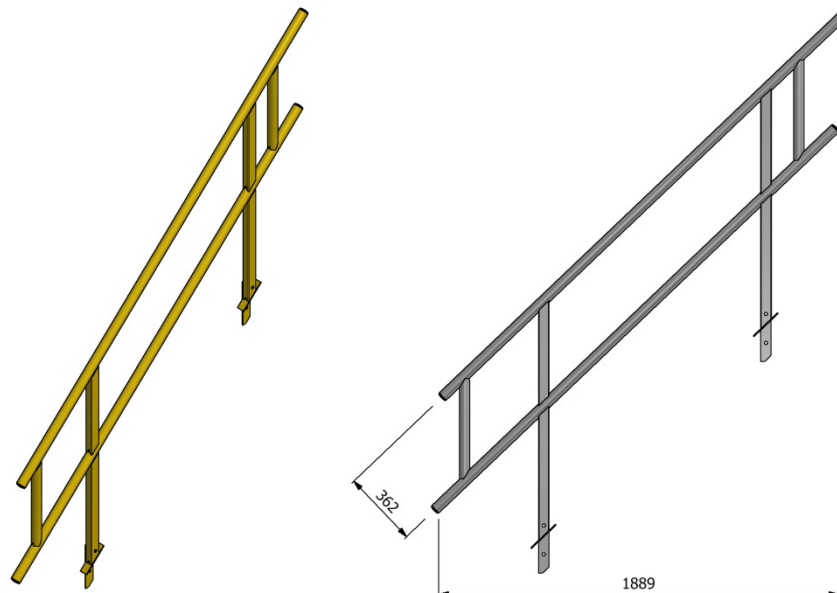
NOTE

CODE	ITALIAN DESCRIPTION	ENGLISH DESCRIPTION	WEIGH T KG	NOTE
3150202021	SM8 SCALA 660x3000 COSCIALE SX Z.C.	SM8, 660x3000 staircase tower left stringer, Z.C	24,35	



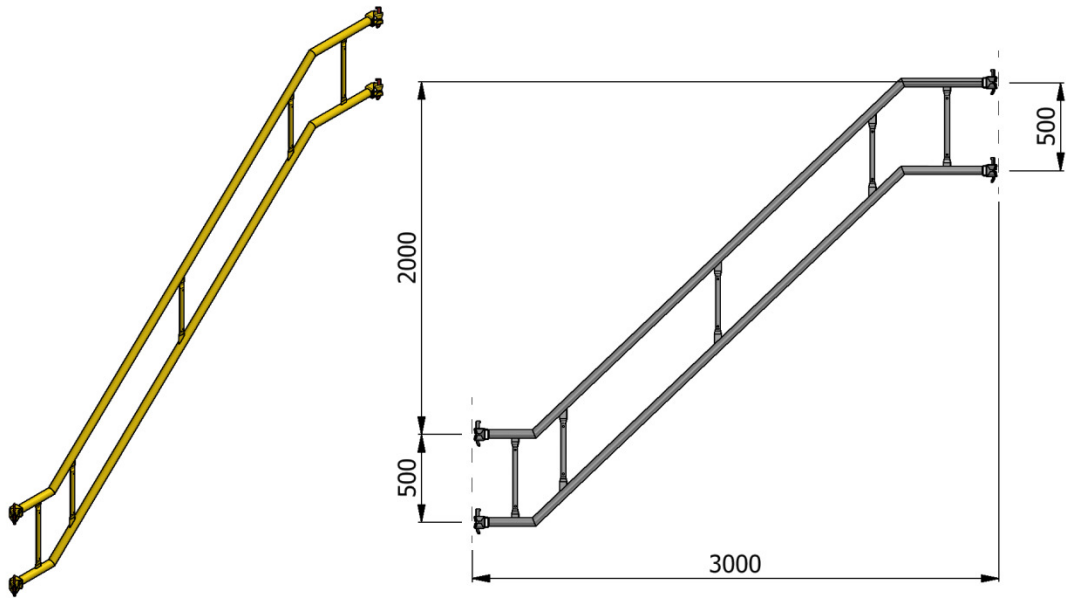
NOTE

CODE	ITALIAN DESCRIPTION	ENGLISH DESCRIPTION	WEIGHT KG	NOTE
3150202031	SM8 SCALA 660x3000 COSCIALE DX Z.C.	SM8, 660x3000 staircase tower right stringer, Z.C	24,35	



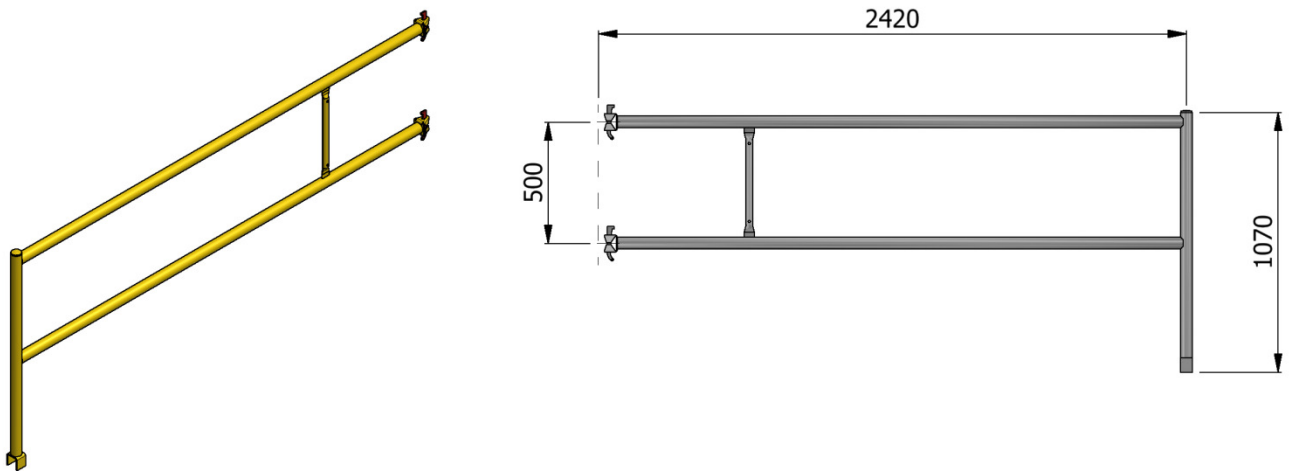
NOTE

CODE	ITALIAN DESCRIPTION	ENGLISH DESCRIPTION	WEIGHT T KG	NOTE
3150202041	SM8 SCALA 660x3000 CORRIMANO SX Z.C.	SM8, 660x3000 staircase tower left handrail, Z.C.	28,08	



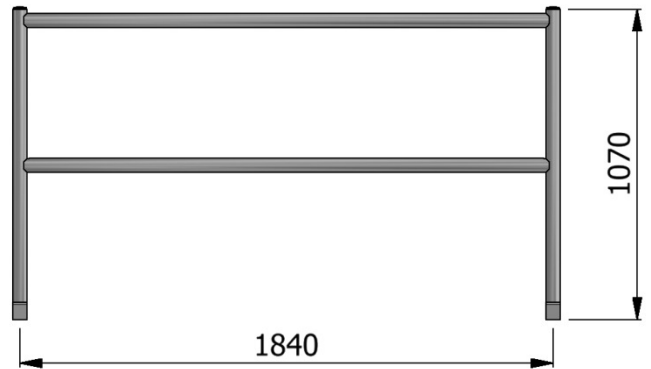
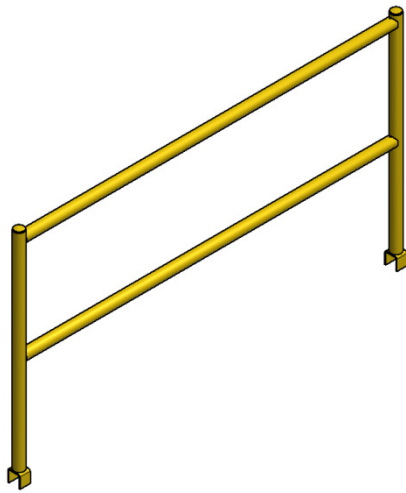
NOTE

CODE	ITALIAN DESCRIPTION	ENGLISH DESCRIPTION	WEIGHT KG	NOTE
3150202051	SM8 SCALA 660x3000 CORR.CLAMPA DX Z.C.	SM8, 660x3000 staircase tower right handrail, Z.C.	21,70	



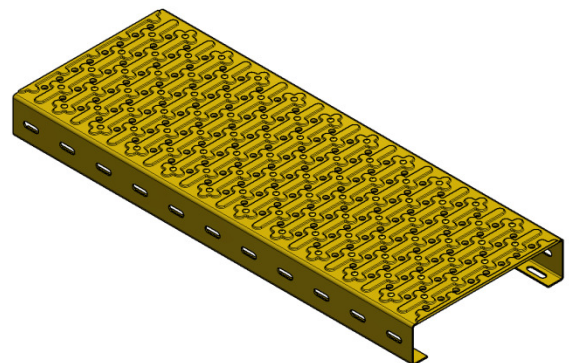

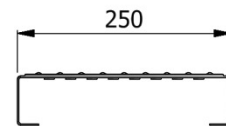
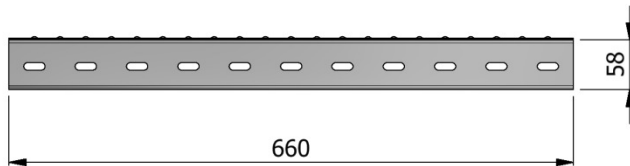
NOTE

CODE	ITALIAN DESCRIPTION	ENGLISH DESCRIPTION	WEIGHT T KG	NOTE
3150202061	SM8 SCALA 660x3000 CORR.INT. TIPO 1 Z.C.	SM8, 660x3000 staircase tower type 1 internal handrail, Z.C.	15,70	



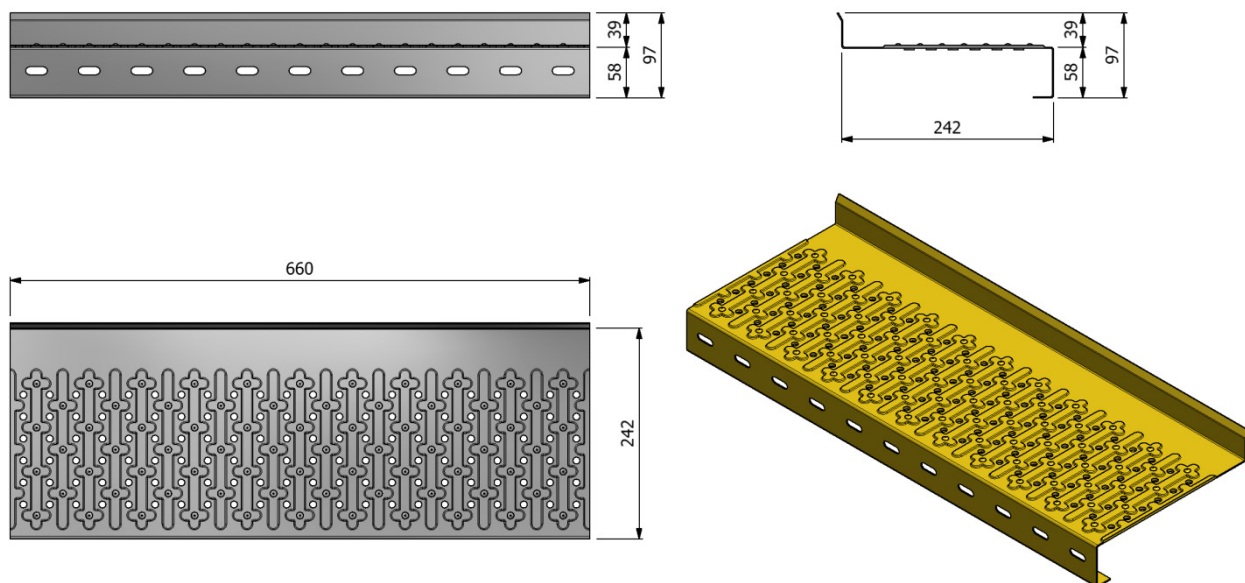
NOTE

CODE	ITALIAN DESCRIPTION	ENGLISH DESCRIPTION	WEIGHT KG	NOTE
3150202071	SM8 SCALA 660x3000 CORR.INT. TIPO 2 Z.C.	SM8, 660x3000 staircase tower type 2 internal handrail, Z.C.	14,22	

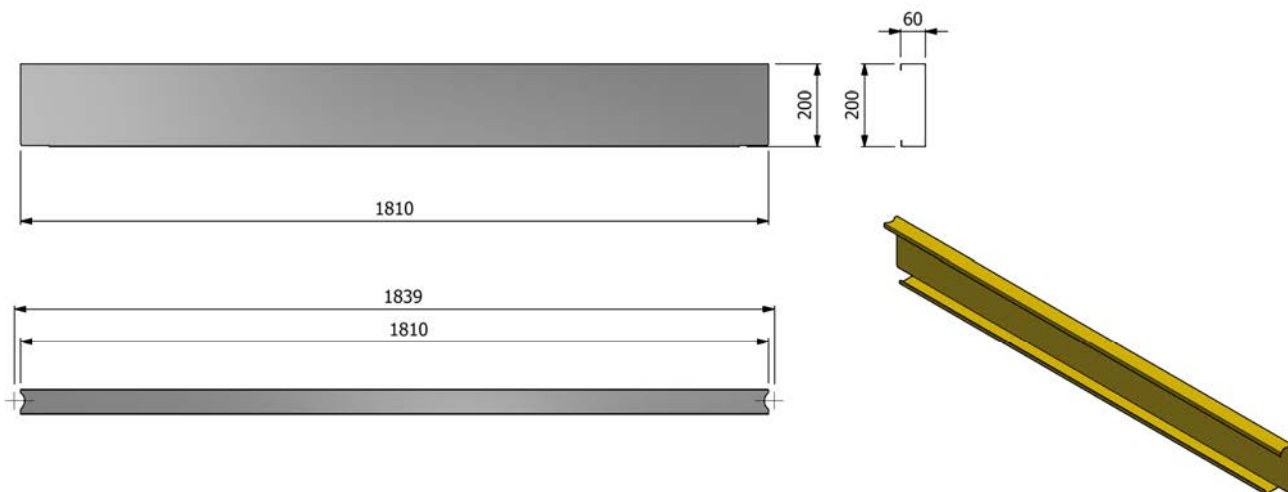


NOTE

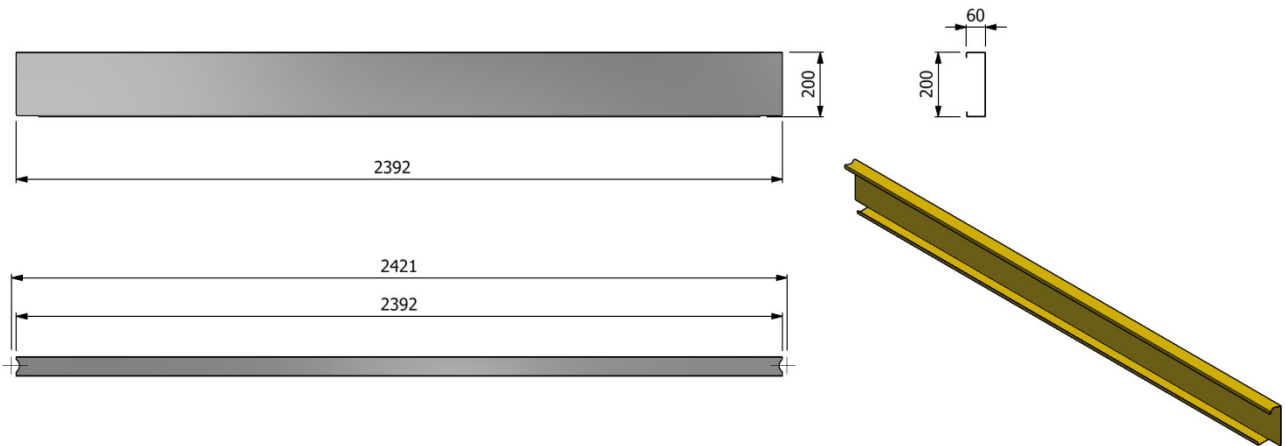
CODE	ITALIAN DESCRIPTION	ENGLISH DESCRIPTION	WEIGHT KG	NOTE
3150202081	SM8 SCALA 660x3000 GR.ABA XF 250X2 Z.C.	SM8, 660x3000 staircase tower ABA GF step Th.2, Z.C.	4,15	


NOTE

CODE	ITALIAN DESCRIPTION	ENGLISH DESCRIPTION	WEIGHT KG	NOTE
3150202091	SM8 SCALA 660x3000 GR.ABA XFL SP.1,5 Z.C	SM8, 660x3000 staircase tower ABA GF step Th.1,5 , Z.C.	2,75	

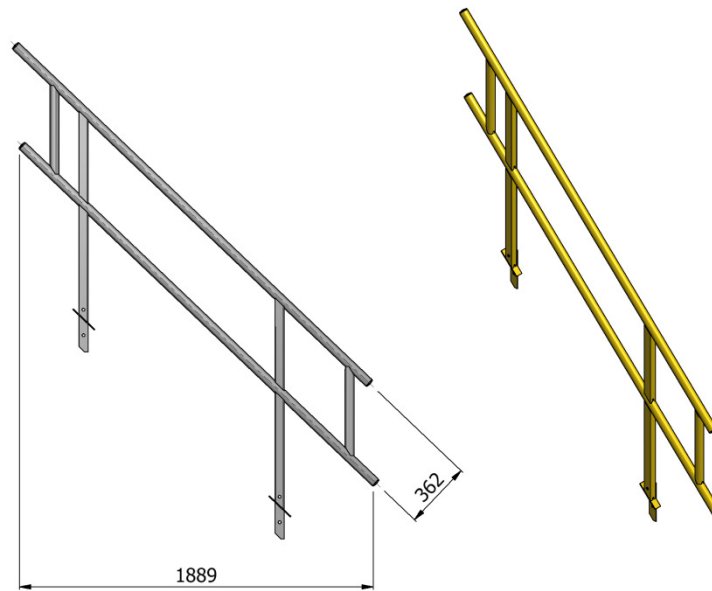

NOTE

CODE	ITALIAN DESCRIPTION	ENGLISH DESCRIPTION	WEIGHT T KG	NOTE
3150202101	SM8 SCALA 660x3000 FERM.INT. L=1810 Z.S	SM8, 660x3000 staircase tower, internal toeboard 1810mm, Z.C.	4,79	



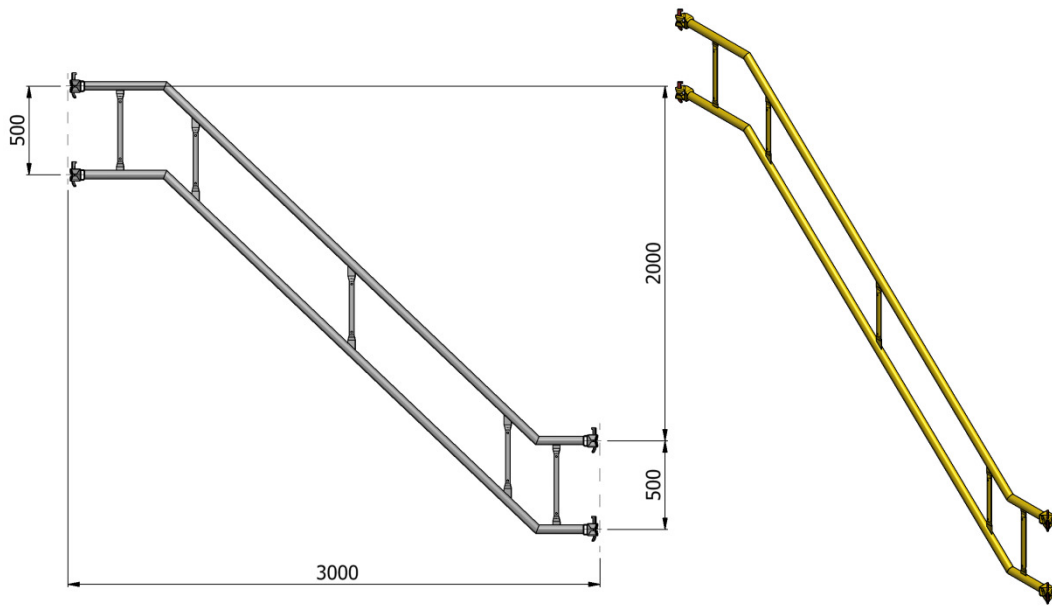
NOTE

CODE	ITALIAN DESCRIPTION	ENGLISH DESCRIPTION	WEIGHT KG	NOTE
3150202111	SM8 SCALA 660x3000 FERM.INT. L=2390 Z.S	SM8, 660x3000 staircase tower, internal toeboard 2390mm, Z.C.	6,36	



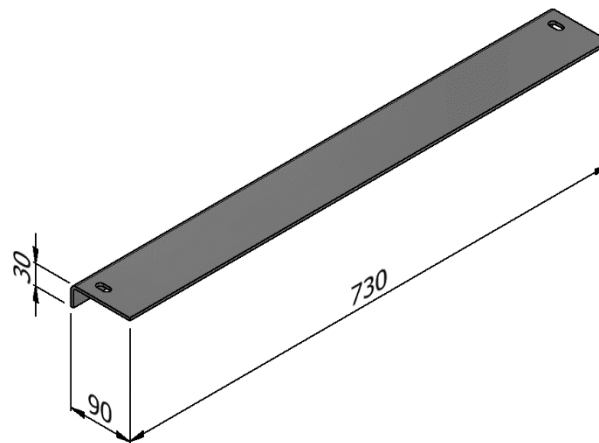
NOTE

CODE	ITALIAN DESCRIPTION	ENGLISH DESCRIPTION	WEIGHT KG	NOTE
3150202161	SM8 SCALA 660x3000 CORRIMANO DX Z.C.	SM8, 660x3000 staircase tower right handrail, Z.C.	28,08	



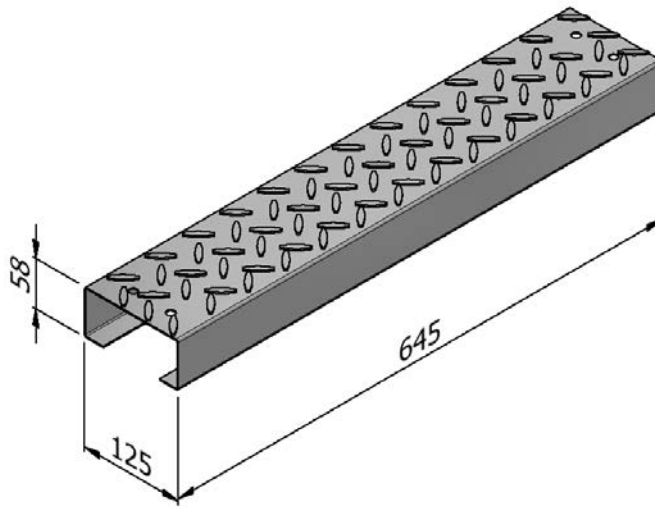
NOTE

CODE	ITALIAN DESCRIPTION	ENGLISH DESCRIPTION	WEIGHT T KG	NOTE
3150202171	SM8 SCALA 660x3000 CORR.CLAMPA SX Z.C.	SM8, 660x3000 staircase tower left handrail, Z.C.	21,70	



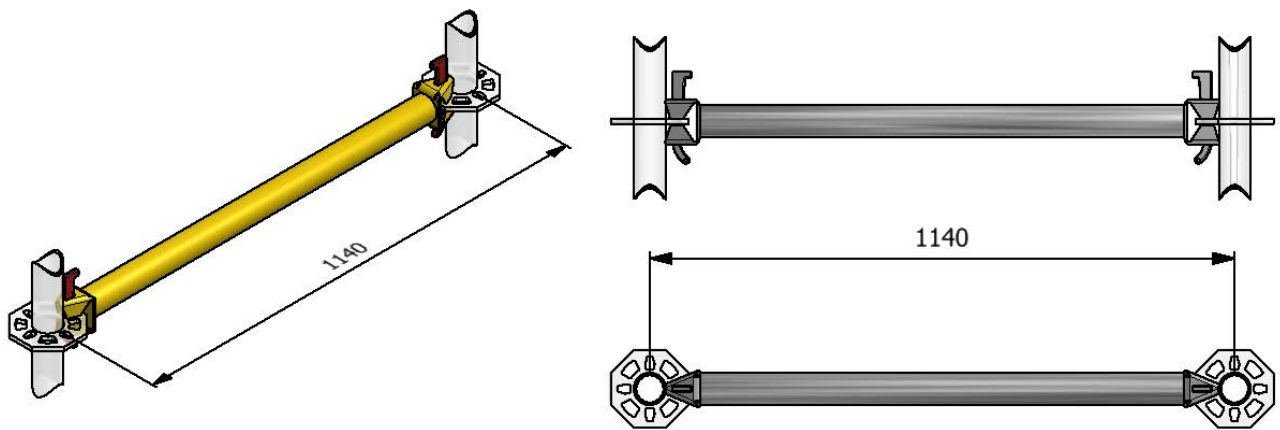
NOTE

CODE	ITALIAN DESCRIPTION	ENGLISH DESCRIPTION	WEIGHT KG	NOTE
3150300181	SM8 TORRE SCALA PIATTO COPRIFORO Z.C.	SM8, staircase tower, hole cover plate, Z.C.	4,29	



NOTE

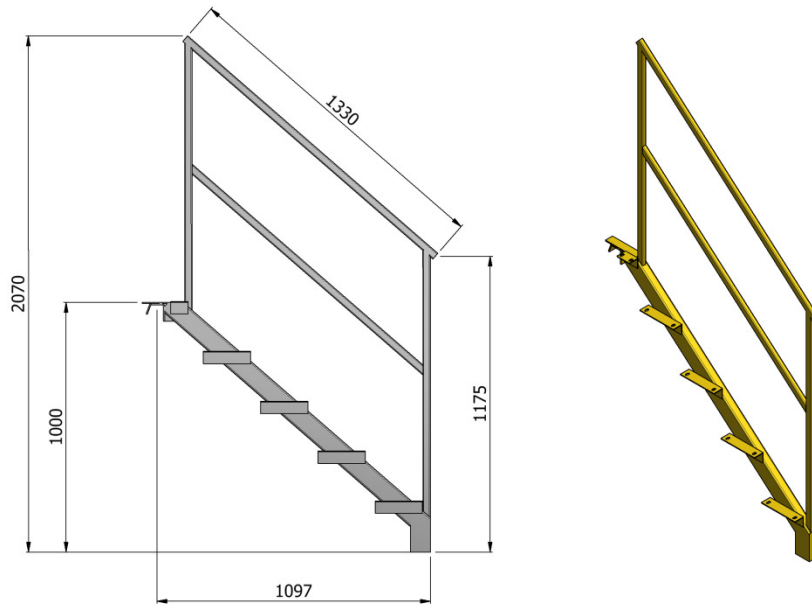
CODE	ITALIAN DESCRIPTION	ENGLISH DESCRIPTION	WEIGHT T KG	NOTE
3150300191	SM8 TORRE SCALA GRADINO FINALE Z.C.	SM8, staircase tower, end step, Z.C.	2,13	



NOTE

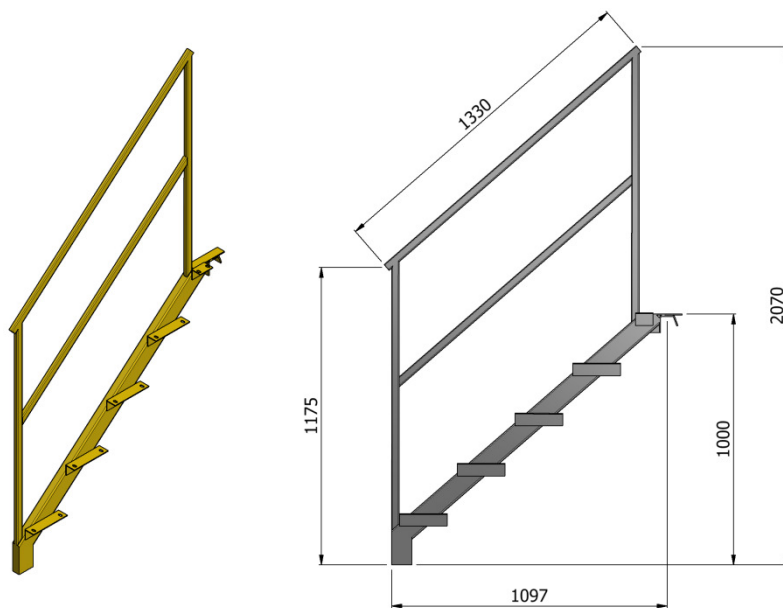
◆ = APPROVED IN THE ITALIAN AUTHORIZATION

CODE	ITALIAN DESCRIPTION	ENGLISH DESCRIPTION	WEIGHT KG	NOTE
3150300201	SM8 CORRENTE DA 1140 MM Z.C.	SM8, ledger 1140 mm, Z.C.	4,80	◆



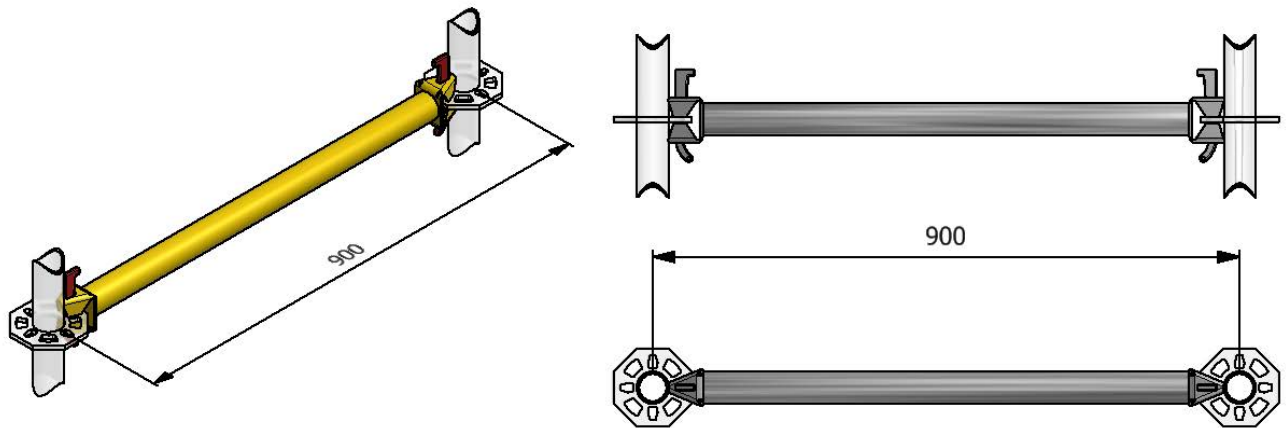
NOTE

CODE	ITALIAN DESCRIPTION	ENGLISH DESCRIPTION	WEIGHT T KG	NOTE
3150300221	SM8 COSCIALE DX SBARCO H1000	SM8, staircase tower, 1m right landing stringer, Z.C.	18,38	



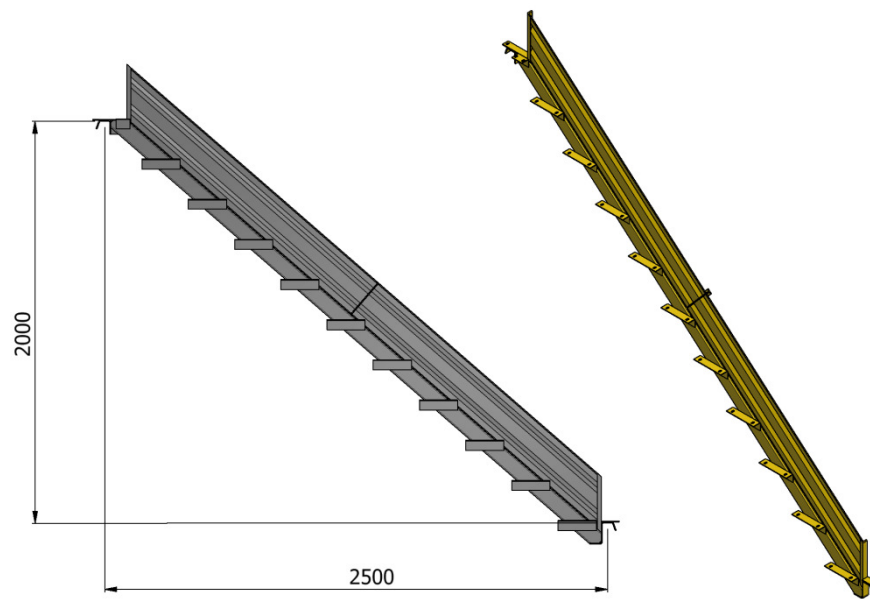
NOTE

CODE	ITALIAN DESCRIPTION	ENGLISH DESCRIPTION	WEIGHT KG	NOTE
3150300231	SM8 COSCIALE SX SBARCO H1000	SM8, staircase tower, 1m left landing stringer, Z.C.	18,38	



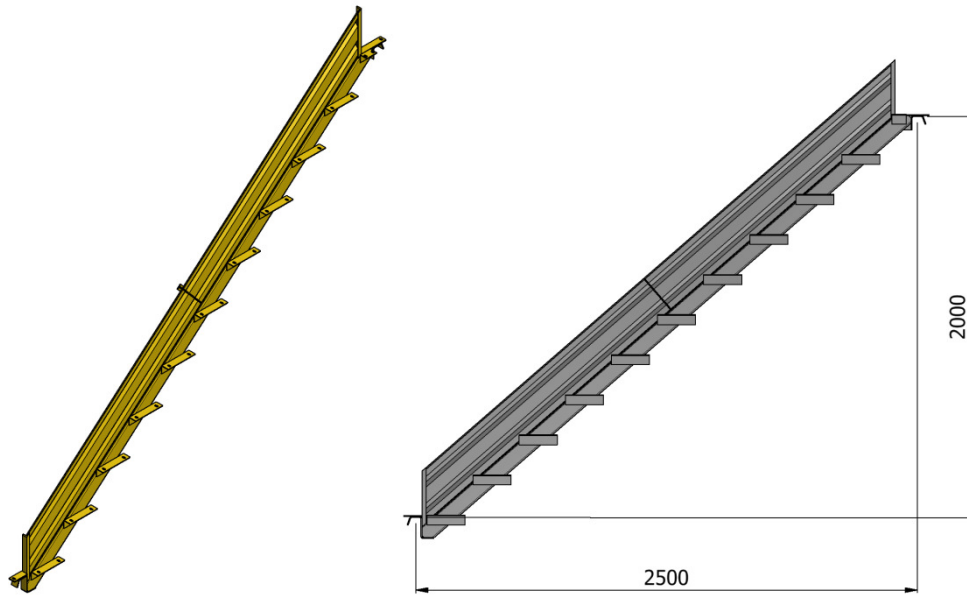
NOTE

CODE	ITALIAN DESCRIPTION	ENGLISH DESCRIPTION	WEIGHT T KG	NOTE
3150300241	SM8 CORRENTE DA 900 MM Z.C.	SM8, ledger 900 mm, Z.C.	3,94	



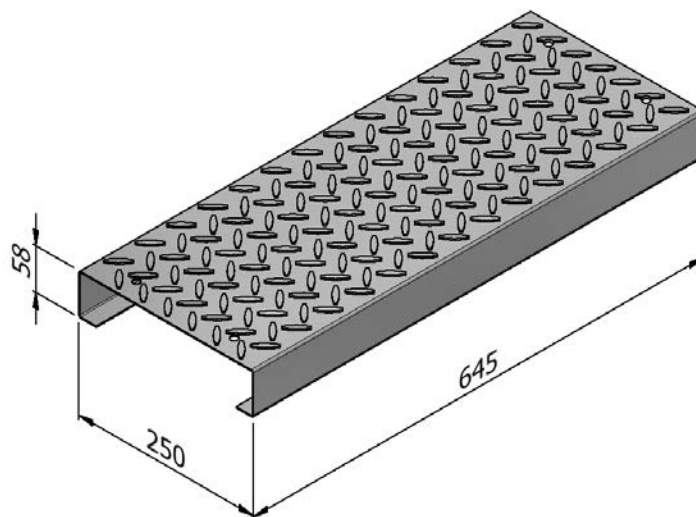
NOTE

CODE	ITALIAN DESCRIPTION	ENGLISH DESCRIPTION	WEIGHT KG	NOTE
3150300251	SM8 TORRE SCALA COSCIALE DESTRO Z.C.	SM8, staircase tower, right stringer 2500 x h.2000 mm, Z.C.	36,80	



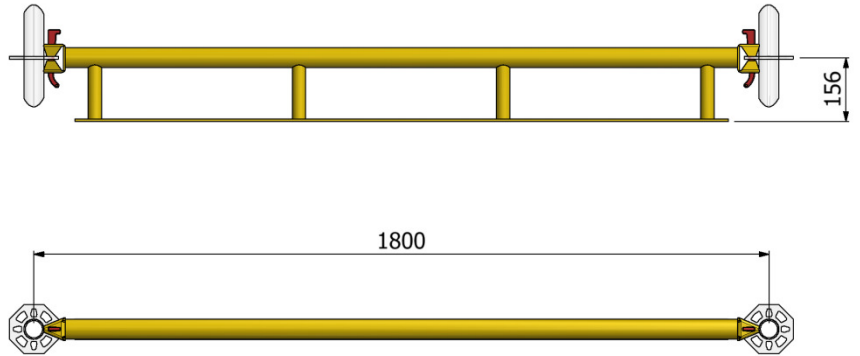
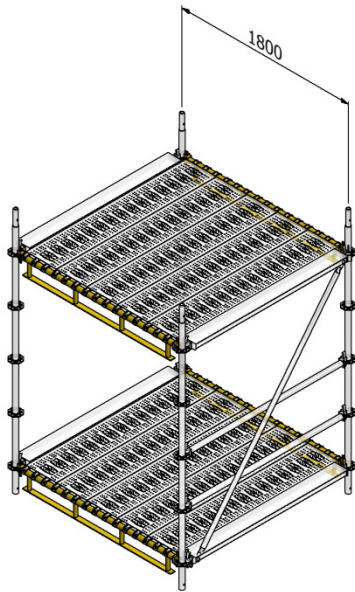
NOTE

CODE	ITALIAN DESCRIPTION	ENGLISH DESCRIPTION	WEIGHT T KG	NOTE
3150300281	SM8 TORRE SCALA COSCIALE SINISTRO Z.C.	SM8, staircase tower, left stringer 2500 x h.2000 mm, Z.C.	36,80	



NOTE

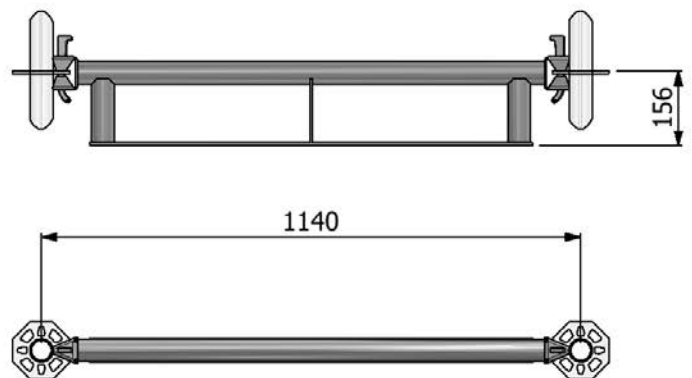
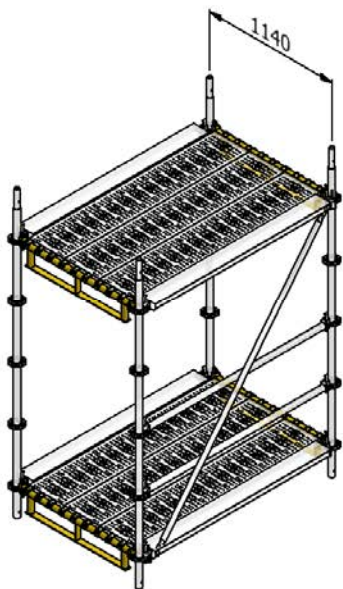
CODE	ITALIAN DESCRIPTION	ENGLISH DESCRIPTION	WEIGHT KG	NOTE
3150300291	SM8 TORRE SCALA GRADINO NORMALE Z.C.	SM8, staircase tower, standard step Z.C.	3,08	



NOTE

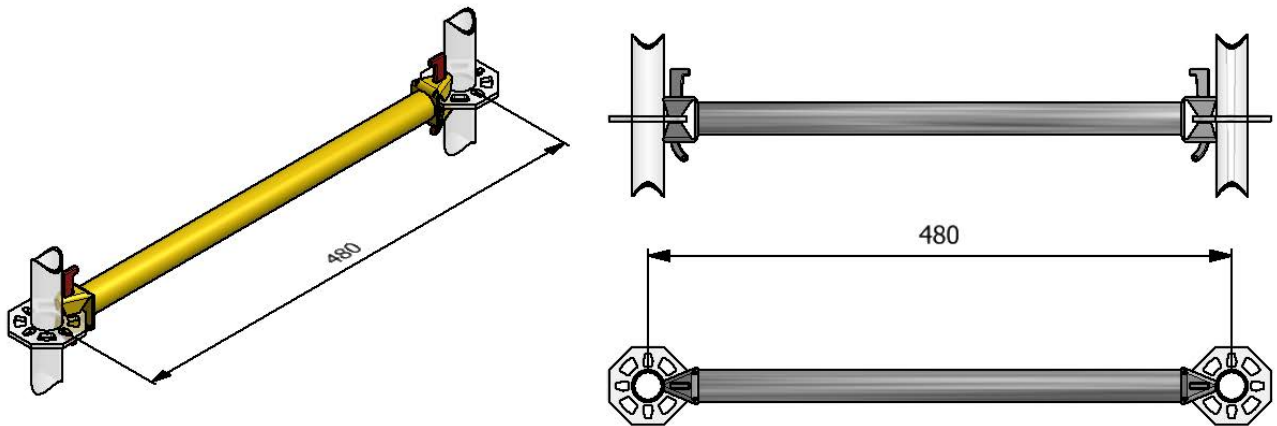
◆ = APPROVED IN THE ITALIAN AUTHORIZATION

CODE	ITALIAN DESCRIPTION	ENGLISH DESCRIPTION	WEIGHT T KG	NOTE
3150300301	SM8 TRAVETTA RIBASSATA 1800 MM Z.C.	SM8, lowered beam 1800 mm, Z.C.	13,27	◆



NOTE

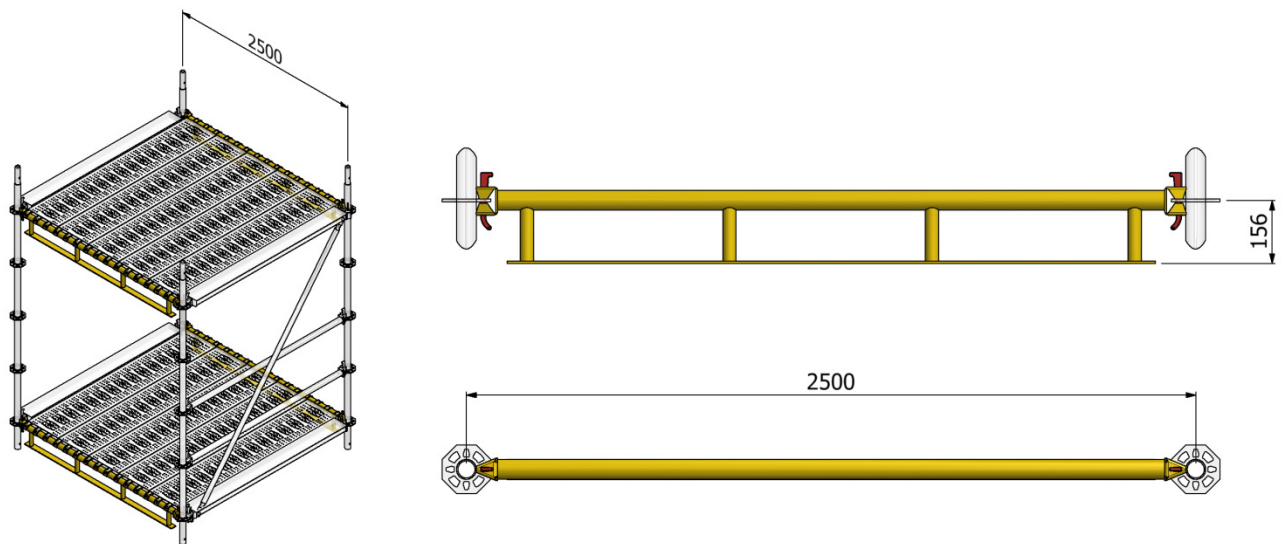
CODE	ITALIAN DESCRIPTION	ENGLISH DESCRIPTION	WEIGHT KG	NOTE
3150300351	SM8 TRAVETTA RIBASSATA 1140 MM Z.C.	SM8, lowered beam 1140 mm, Z.C.	8,42	



NOTE

◆ = APPROVED IN THE ITALIAN AUTHORIZATION

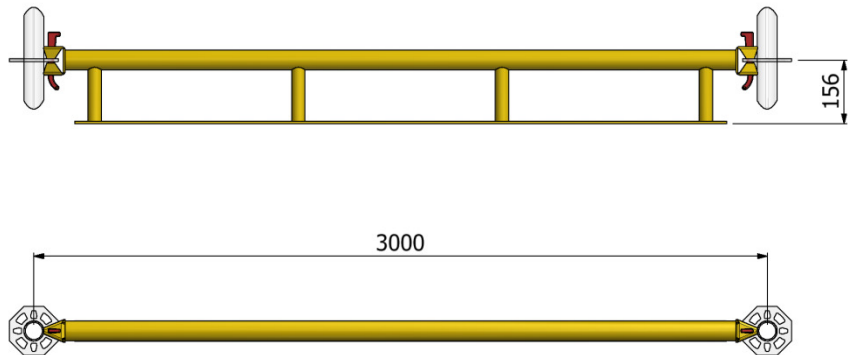
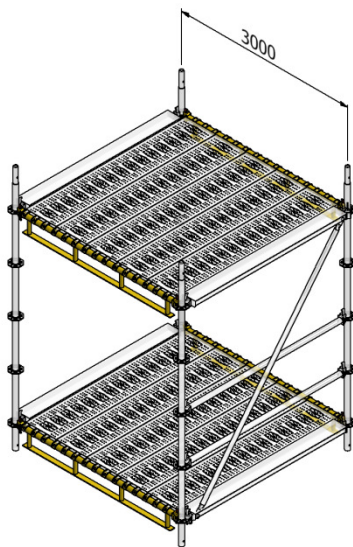
CODE	ITALIAN DESCRIPTION	ENGLISH DESCRIPTION	WEIGHT KG	NOTE
3150300371	SM8 CORRENTE DA 480 MM Z.C.	SM8, ledger 480 mm, Z.C.	2,34	◆



NOTE

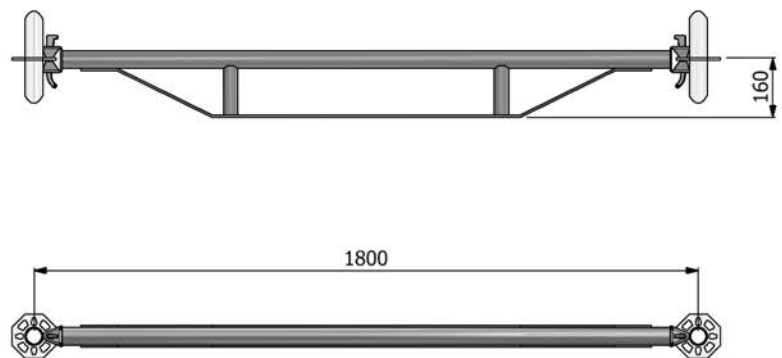
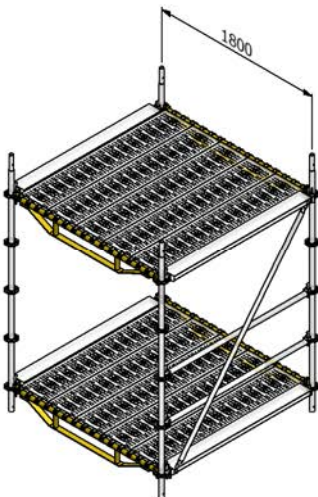
◆ = APPROVED IN THE ITALIAN AUTHORIZATION

CODE	ITALIAN DESCRIPTION	ENGLISH DESCRIPTION	WEIGHT T KG	NOTE
3150300401	SM8 TRAVETTA RIBASSATA 2500 MM Z.C.	SM8, lowered beam 2500 mm, Z.C.	17,46	◆

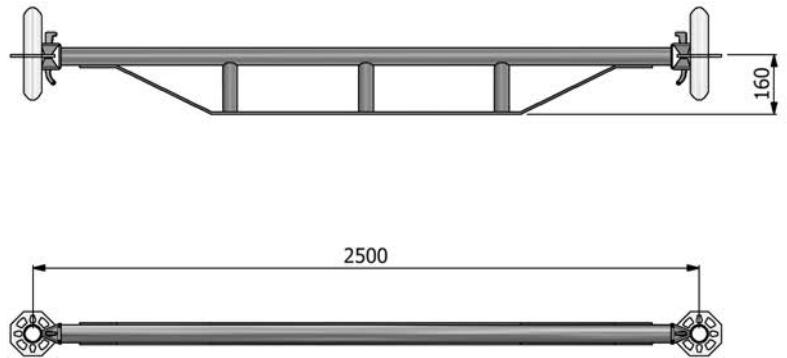
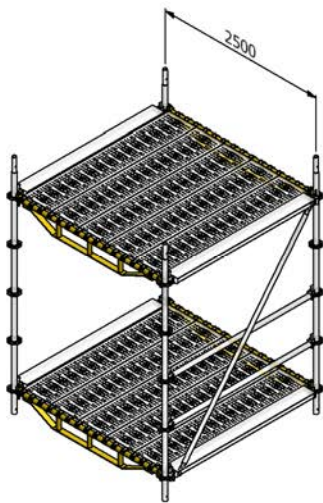

NOTE

◆ = APPROVED IN THE ITALIAN AUTHORIZATION

CODE	ITALIAN DESCRIPTION	ENGLISH DESCRIPTION	WEIGHT T KG	NOTE
3150300501	SM8 TRAVETTA RIBASSATA 3000 MM Z.C.	SM8, lowered beam 3000 mm, Z.C.	21,28	◆

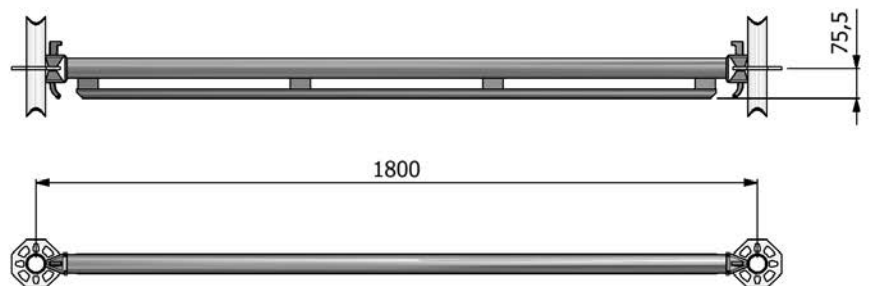
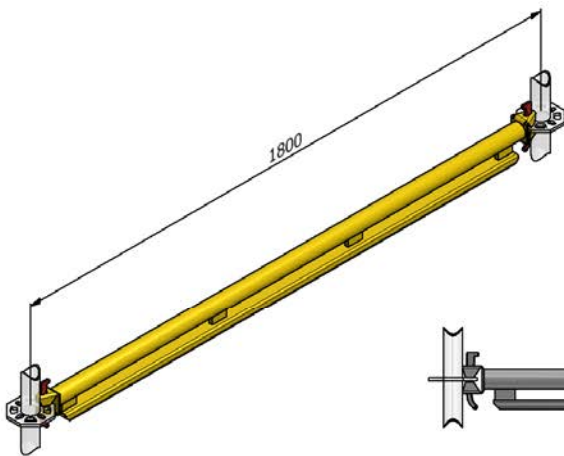

NOTE

CODE	ITALIAN DESCRIPTION	ENGLISH DESCRIPTION	WEIGHT KG	NOTE
3150300601	SM8 TRAVETTA RINFORZATA 1800 MM Z.C.	SM8, reinforced beam 1800 mm	11,97	



NOTE

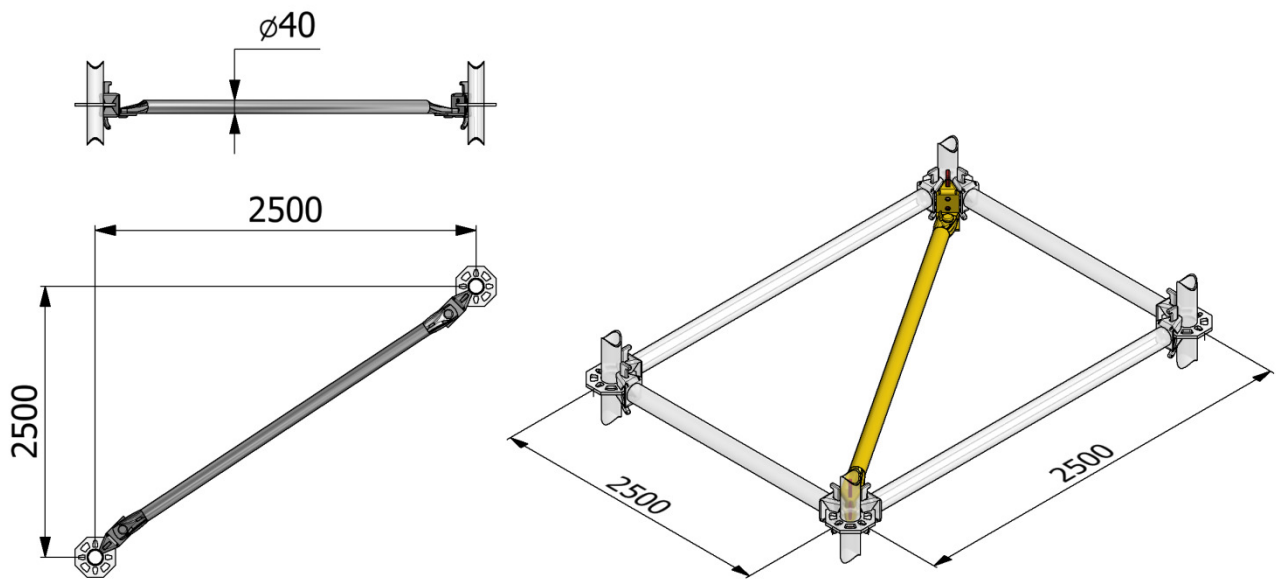
CODE	ITALIAN DESCRIPTION	ENGLISH DESCRIPTION	WEIGHT T KG	NOTE
3150300701	SM8 TRAVETTA RINFORZATA 2500 MM Z.C.	SM8, reinforced beam 2500 mm	15,48	



NOTE

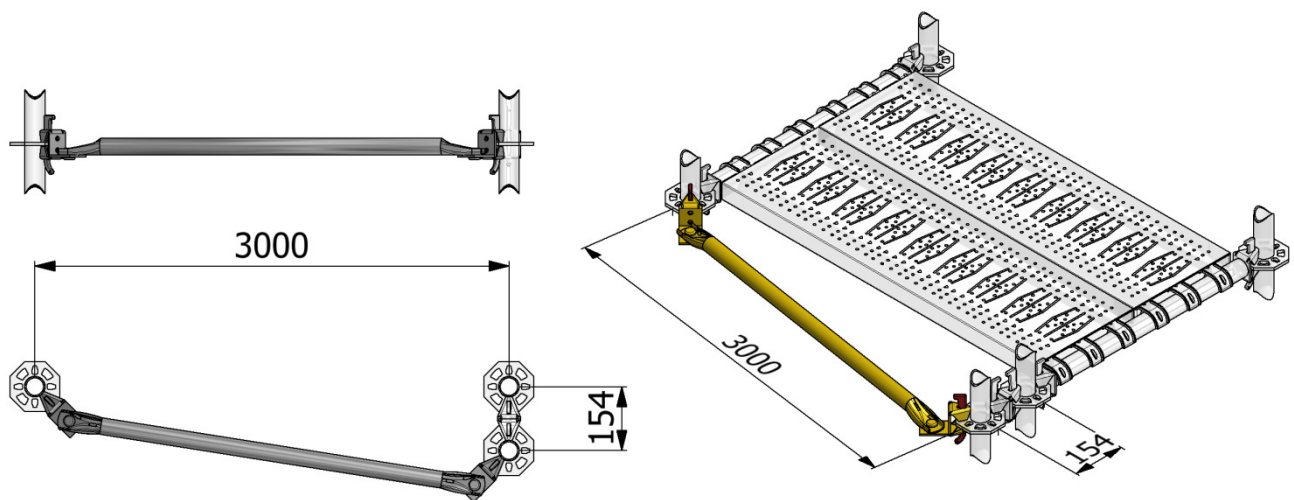
◆ = APPROVED IN THE ITALIAN AUTHORIZATION

CODE	ITALIAN DESCRIPTION	ENGLISH DESCRIPTION	WEIGHT T KG	NOTE
3150300831	SM8 CORRENTE RINFORZATO EN 1800 MM Z.C.	SM8 EN, reinforced ledger 1800 mm, Z.C.	14,31	◆



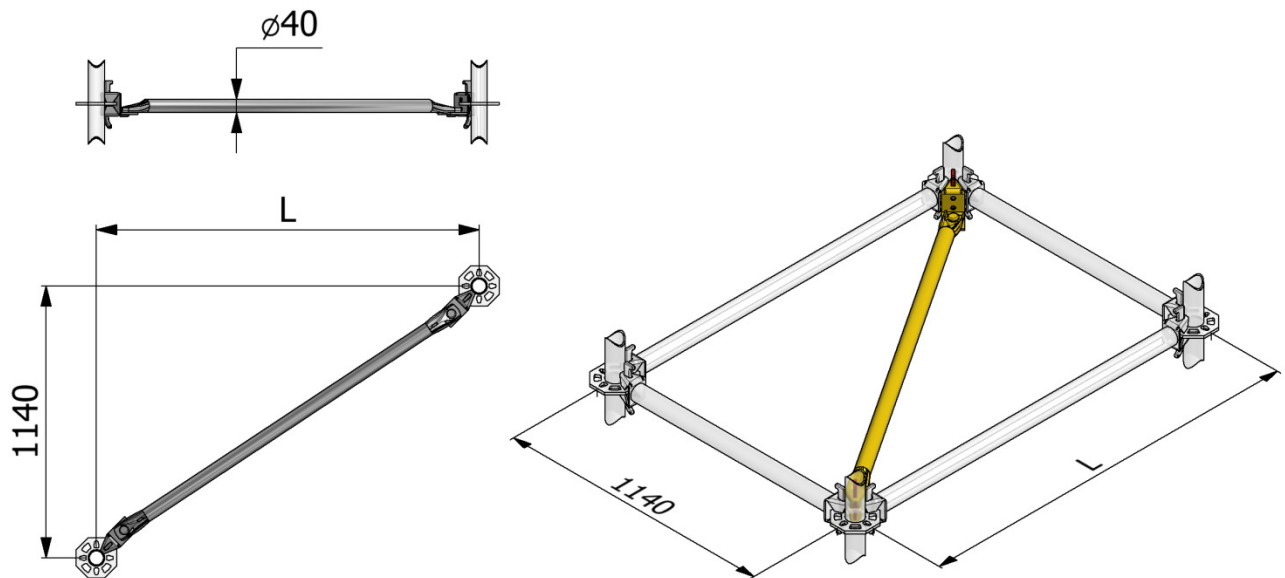
NOTE

CODE	ITALIAN DESCRIPTION	ENGLISH DESCRIPTION	WEIGHT KG	NOTE
3150400031	SM8 DIAG.PIAN. 2500X2500 Ø 40	SM8, Horizontal diagonal Brace 2500x2500 Ø 40 mm, Z.C.	8,29	



NOTE

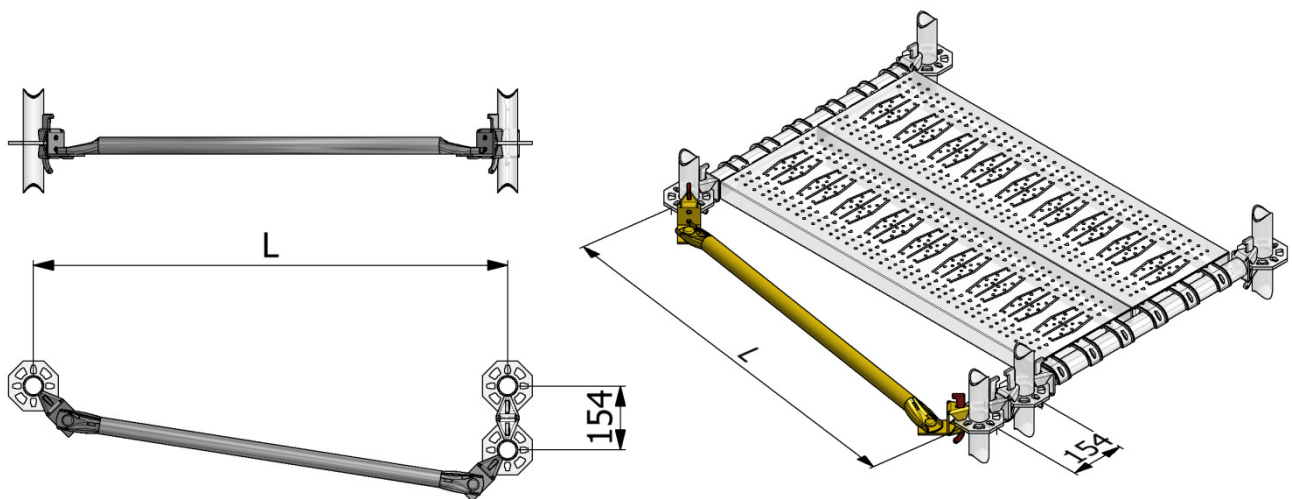
CODE	ITALIAN DESCRIPTION	ENGLISH DESCRIPTION	WEIGHT KG	NOTE
3150400041	SM8 DIA.PIA.RAD.MONT.3000	SM8, Horizontal diagonal Brace 154x3000 mm for upright doubling, Z.C.	12,4	



NOTE

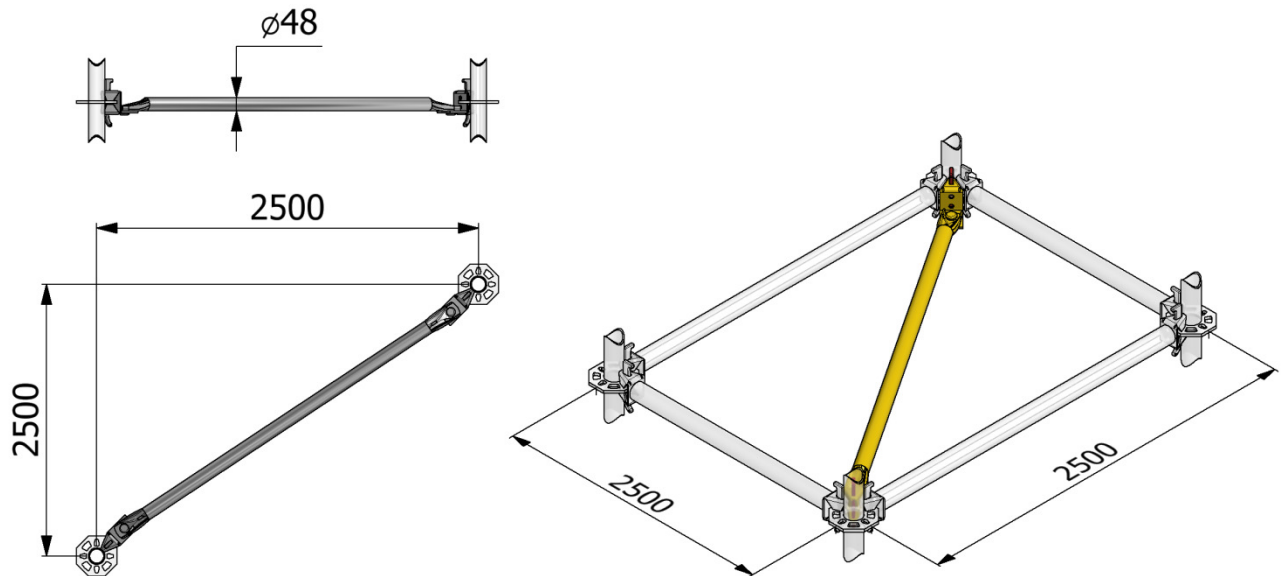
◆ = APPROVED IN THE ITALIAN AUTHORIZATION

CODE	ITALIAN DESCRIPTION	ENGLISH DESCRIPTION	WEIGHT KG	NOTE
3150400051	SM8 DIAGONALE PIA. 2500X1140 MM Z.C.	SM8, Horizontal diagonal Brace 2500x1140 mm, Z.C.	6,68	◆
3150400061	SM8 DIAGONALE PIA. 1800X1140 MM Z.C.	SM8, Horizontal diagonal Brace 1800x1140 mm, Z.C.	5,42	◆



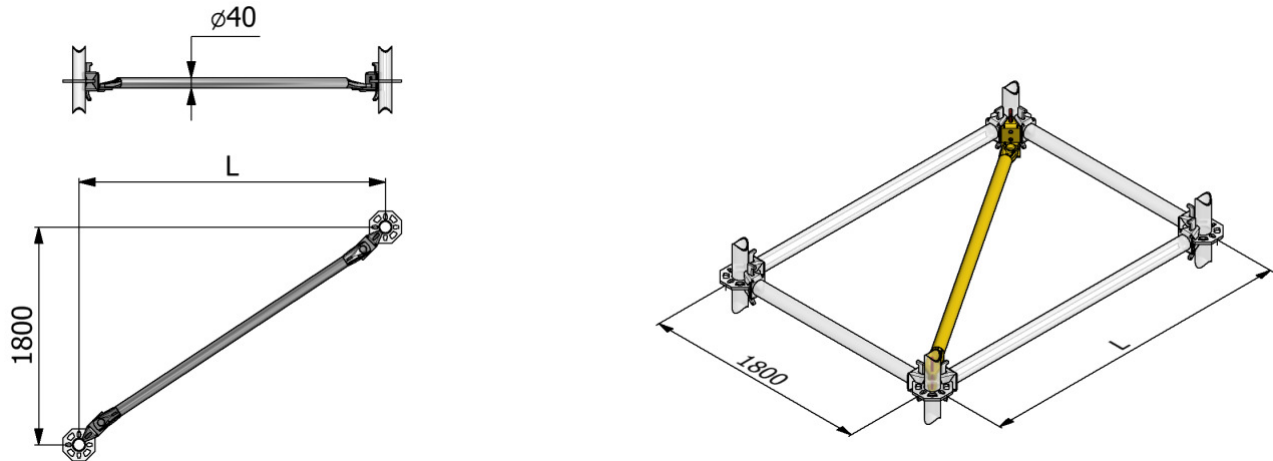
NOTE

CODE	ITALIAN DESCRIPTION	ENGLISH DESCRIPTION	WEIGHT KG	NOTE
3150400071	SM8 DIAGONALE PIANTA R. M. 1800 MM Z.C.	SM8, Horizontal diagonal Brace 154x1800 mm for upright doubling, Z.C.	4,83	
3150400081	SM8 DIAGONALE PIANTA R. M. 2500 MM Z.C.	SM8, Horizontal diagonal Brace 154x2500 mm for upright doubling, Z.C.	6,17	



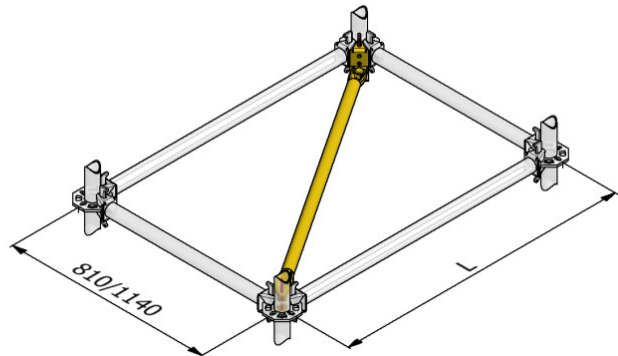
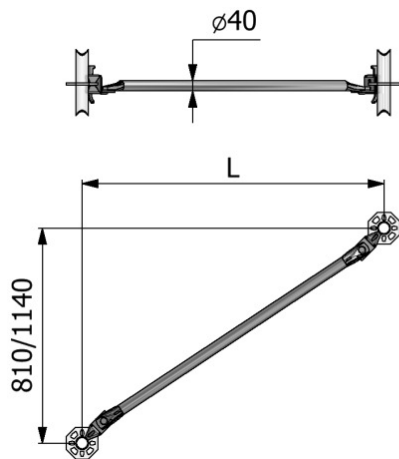
NOTE

CODE	ITALIAN DESCRIPTION	ENGLISH DESCRIPTION	WEIGHT KG	NOTE
3150400101	SM8 DIAGONALE PIA. 2500X2500 MM Z.C.	SM8, Horizontal diagonal Brace 2500x2500 mm, Z.C.	8,21	



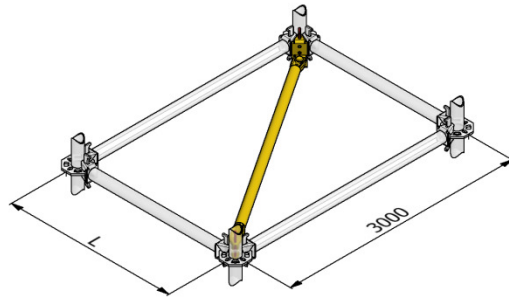
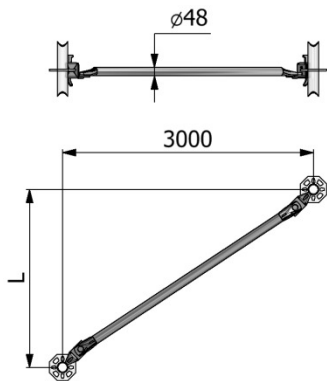
NOTE

CODE	ITALIAN DESCRIPTION	ENGLISH DESCRIPTION	WEIGHT KG	NOTE
3150400111	SM8 DIAGONALE PIA. 1800X1800 MM Z.C.	SM8, Horizontal diagonal Brace 1800x1800 mm, Z.C.	6,26	
3150400121	SM8 DIAGONALE PIA. 2500X1800 MM Z.C.	SM8, Horizontal diagonal Brace 2500x1800 mm, Z.C.	7,32	

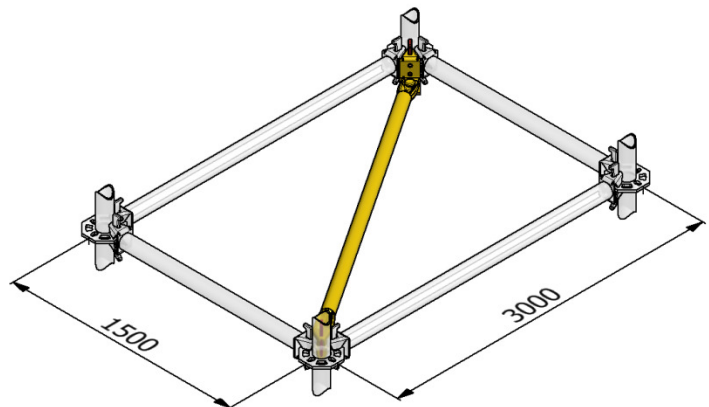
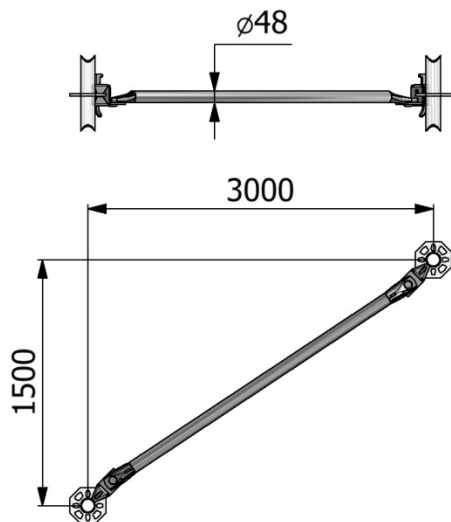

NOTE

◆ = APPROVED IN THE ITALIAN AUTHORIZATION

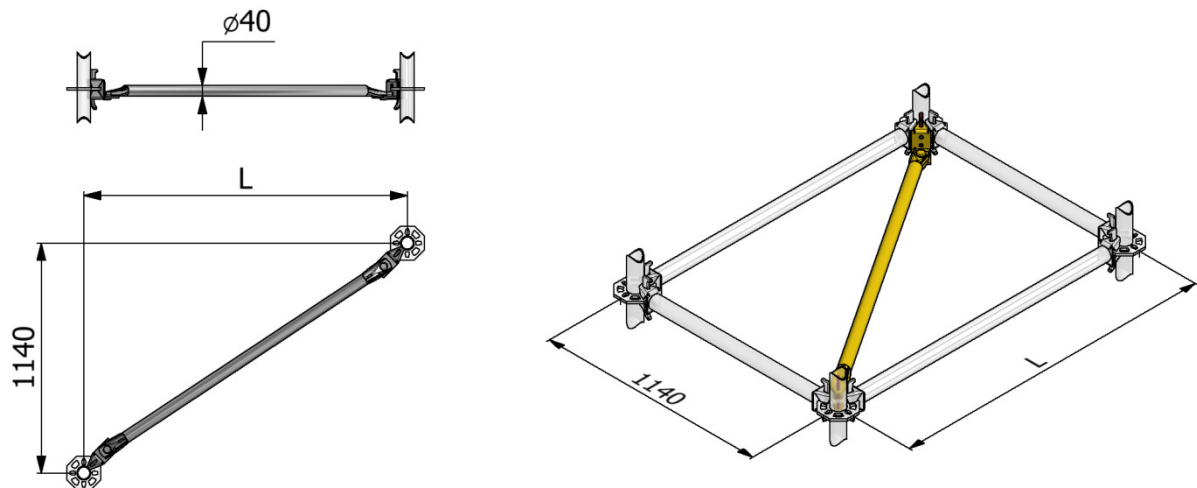
CODE	ITALIAN DESCRIPTION	ENGLISH DESCRIPTION	WEIGHT KG	NOTE
3150400131	SM8 DIAGONALE PIA. 1140X1140 MM Z.C.	SM8, Horizontal diagonal Brace 1140x1140 mm, Z.C.	4,40	◆
3150400141	SM8 DIAGONALE PIANTA 1140 X 480 MM Z.C.	SM8, Horizontal diagonal Brace 1140x480 mm, Z.C.	3,73	◆
3150400151	SM8 DIAGONALE PIANTA 1140 X 500 MM Z.C.	SM8, Horizontal diagonal Brace 1140x500 mm, Z.C.	3,75	◆
3150400161	SM8 DIAGONALE PIANTA 1140 X 660 MM Z.C.	SM8, Horizontal diagonal Brace 1140x660 mm, Z.C.	3,86	◆
3150400171	SM8 DIAGONALE PIANTA 1140 X 700 MM Z.C.	SM8, Horizontal diagonal Brace 1140x700 mm, Z.C.	3,91	◆
3150400181	SM8 DIAGONALE PIA. 810X810 MM Z.C.	SM8, Horizontal diagonal Brace 810x810 mm, Z.C.	3,38	
3150400191	SM8 DIAGONALE PIA. 810X1140 MM Z.C.	SM8, Horizontal diagonal Brace 810x1140 mm, Z.C.	3,99	◆
3150400201	SM8 DIAGONALE PIA. 810X1800 MM Z.C.	SM8, Horizontal diagonal Brace 810x1800 mm, Z.C.	5,15	
3150400211	SM8 DIAGONALE PIA. 810X2500 MM Z.C.	SM8, Horizontal diagonal Brace 810x2500 mm, Z.C.	6,45	


NOTE

CODE	ITALIAN DESCRIPTION	ENGLISH DESCRIPTION	WEIGHT KG	NOTE
3150400221	SM8 DIAGONALE PIA. 1140X3000 MM Z.C.	SM8, Horizontal diagonal Brace 1140x3000 mm, Z.C.	13,00	
3150400231	SM8 DIAGONALE PIA. 3000X1800 MM Z.C.	SM8, Horizontal diagonal Brace 3000x1800 mm, Z.C.	14,17	
3150400241	SM8 DIAGONALE PIA. 3000X2500 MM Z.C.	SM8, Horizontal diagonal Brace 3000x2500 mm, Z.C.	15,68	
3150400251	SM8 DIAGONALE PIA. 3000X3000 MM Z.C.	SM8, Horizontal diagonal Brace 3000x3000 mm, Z.C.	16,77	
3150400261	SM8 DIAGONALE PIA. 810X3000 MM Z.C.	SM8, Horizontal diagonal Brace 810x3000 mm, Z.C.	12,8	

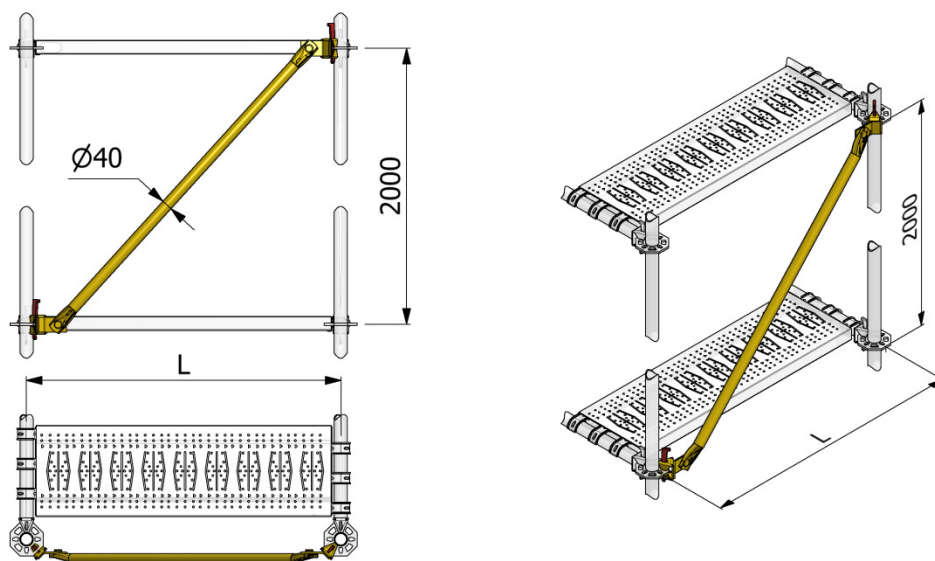

NOTE

CODE	ITALIAN DESCRIPTION	ENGLISH DESCRIPTION	WEIGHT KG	NOTE
3150400361	SM8 DIAG.PIAN. 3000X1500	SM8, Horizontal diagonal Brace 3000x1500 mm, Z.C.	13,74	


NOTE

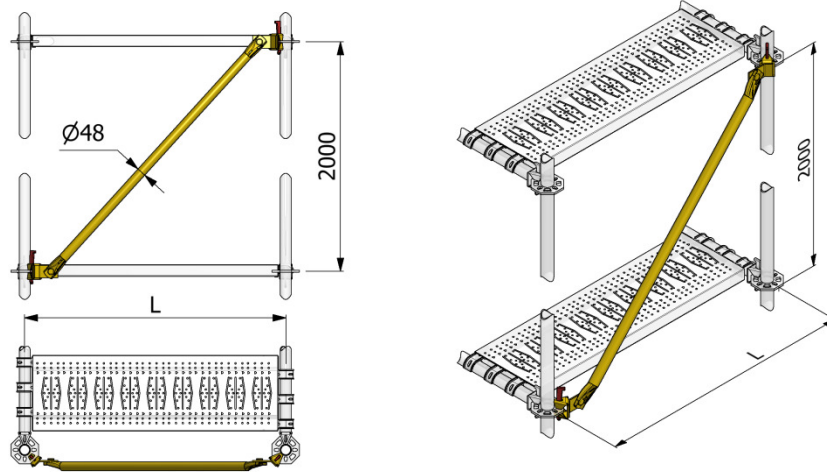
◆ = APPROVED IN THE ITALIAN AUTHORIZATION

CODE	ITALIAN DESCRIPTION	ENGLISH DESCRIPTION	WEIGHT KG	NOTE
3150400371	SM8 DIAGONALE PIANTA 1140 X 1200 MM Z.C.	SM8, Horizontal diagonal Brace 1140x1200 mm, Z.C.	4,52	◆
3150400381	SM8 DIAGONALE PIANTA 1140 X 1360 MM Z.C.	SM8, Horizontal diagonal Brace 1140x1360 mm, Z.C.	4,76	◆
3150400391	SM8 DIAGONALE PIANTA 1140 X 1860 MM Z.C.	SM8, Horizontal diagonal Brace 1140x1860 mm, Z.C.	5,55	◆


NOTE

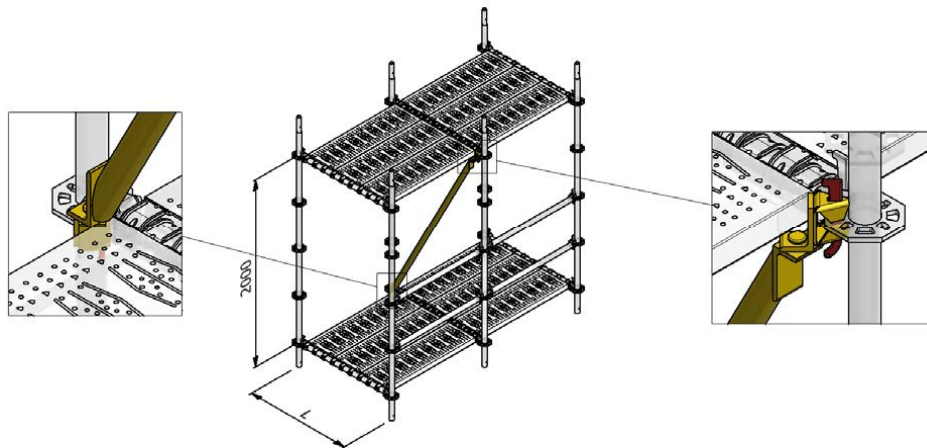
◆ = APPROVED IN THE ITALIAN AUTHORIZATION

CODE	ITALIAN DESCRIPTION	ENGLISH DESCRIPTION	WEIGHT KG	NOTE
3150500111	SM8 DIAGONALE VISTA 2500X2000 MM Z.C.	SM8, vertical diagonal Brace 2500x2000 mm, Z.C.	7,82	◆
3150500121	SM8 DIAGONALE VISTA 1800X2000 MM Z.C.	SM8, vertical diagonal Brace 1800x2000 mm, Z.C.	6,96	◆


NOTE

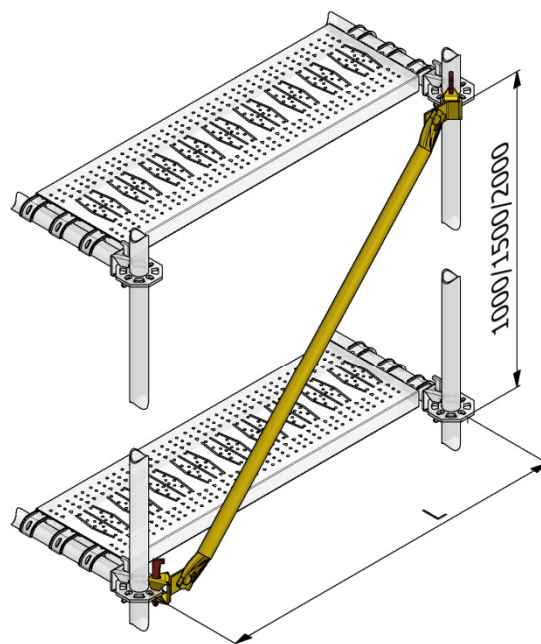
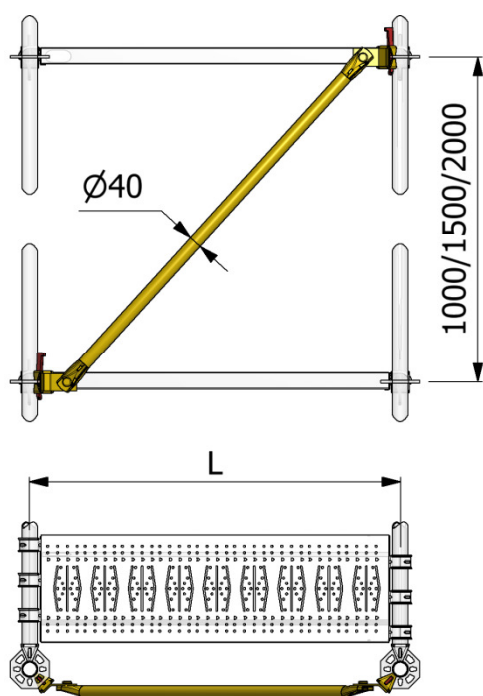
◆ = APPROVED IN THE ITALIAN AUTHORIZATION

CODE	ITALIAN DESCRIPTION	ENGLISH DESCRIPTION	WEIGHT KG	NOTE
3150500131	SM8 DIAGONALE VISTA 1140X2000 MM Z.C.	SM8, vertical diagonal Brace 1140x2000 mm, Z.C.	6,28	◆
3150500141	SM8 DIAGONALE VISTA 810X2000 MM Z.C.	SM8, vertical diagonal Brace 810x2000 mm, Z.C.	6,06	◆
3150500151	SM8 DIAGONALE VISTA 3000X2000 MM Z.C.	SM8, vertical diagonal Brace 3000x2000 mm, Z.C.	14,82	◆
3150500161	SM8 DIAGONALE VISTA 1200 X 2000 MM Z.C.	SM8, vertical diagonal Brace 1200x2000 mm, Z.C.	8,98	◆
3150500171	SM8 DIAGONALE VISTA 1360X2000 MM Z.C.	SM8, vertical diagonal Brace 1360x2000 mm, Z.C.	6,48	◆
3150500181	SM8 DIAGONALE VISTA 1860 X 2000 MM Z.C.	SM8, vertical diagonal Brace 1860x2000 mm, Z.C.	10,07	◆

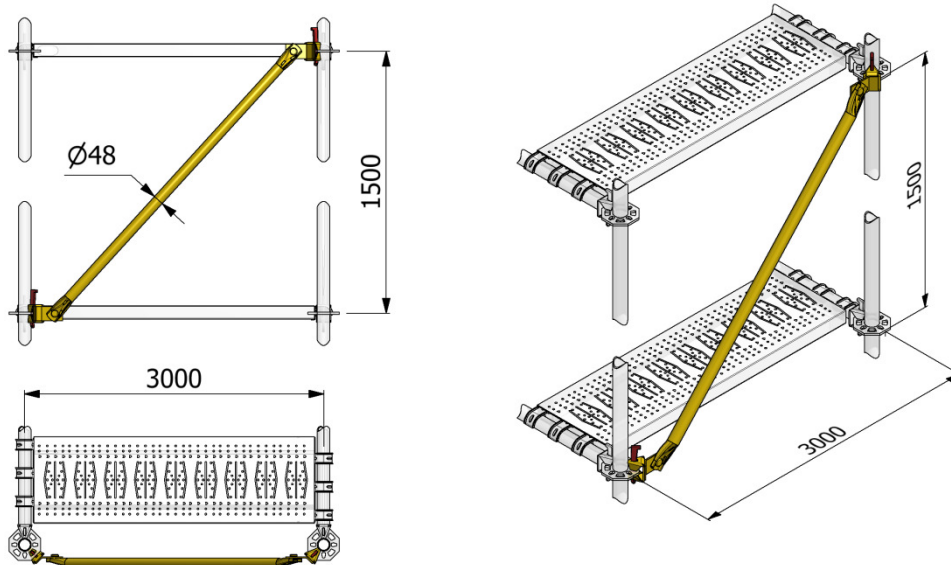

NOTE

◆ = APPROVED IN THE ITALIAN AUTHORIZATION

CODE	ITALIAN DESCRIPTION	ENGLISH DESCRIPTION	WEIGHT KG	NOTE
3150500191	SM8 DIAGONALE SEZ. 810X2000 MM Z.C.	SM8, sectional vertical diagonal Brace 810x2000 mm, Z.C.	8,47	◆
3150500201	SM8 DIAGONALE SEZ. 1140X2000 MM Z.C.	SM8, sectional vertical diagonal Brace 1140x2000 mm, Z.C.	8,92	◆

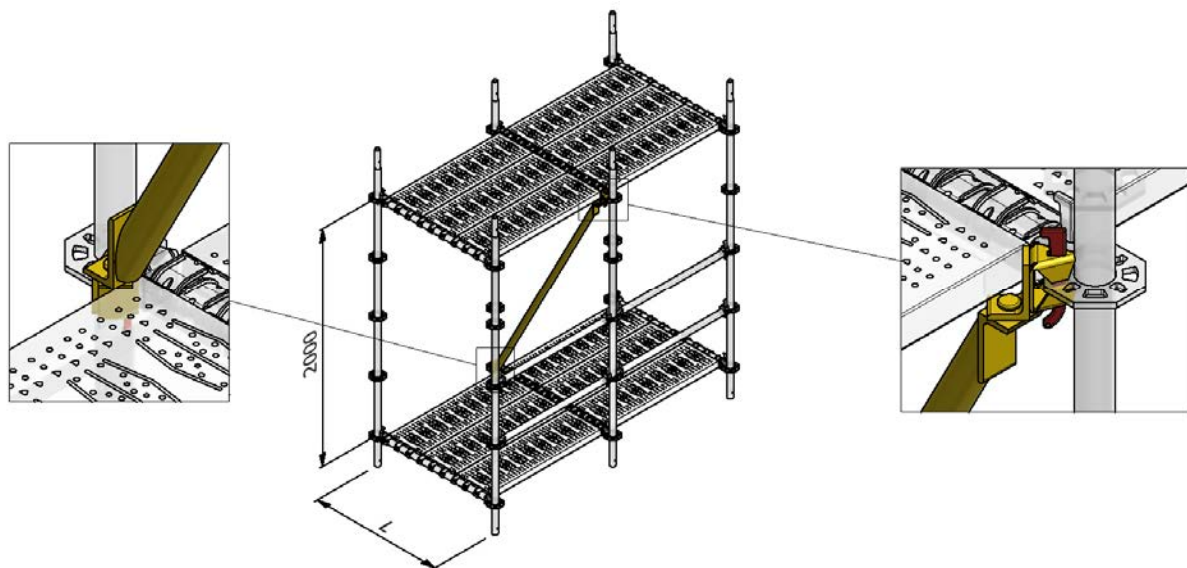

NOTE

CODE	ITALIAN DESCRIPTION	ENGLISH DESCRIPTION	WEIGHT KG	NOTE
3150500211	SM8 DIAGONALE VISTA 1800X1000 MM Z.C.	SM8, vertical diagonal Brace 1800x1000 mm, Z.C.	5,66	
3150500221	SM8 DIAGONALE VISTA 2250X1500 MM Z.C.	SM8, vertical diagonal Brace 2250x1500 mm, Z.C.	6,96	
3150500231	SM8 DIAGONALE VISTA 1800X1500 MM Z.C.	SM8, vertical diagonal Brace 1800x1500 mm, Z.C.	6,35	
3150500241	SM8 DIAGONALE VISTA 1140X1500 MM Z.C.	SM8, vertical diagonal Brace 1140x1500 mm, Z.C.	5,45	
3150500251	SM8 DIAGONALE VISTA 1140X1000 MM Z.C.	SM8, vertical diagonal Brace 1140x1000 mm, Z.C.	4,64	
3150500261	SM8 DIAGONALE VISTA 2250X1000 MM Z.C.	SM8, vertical diagonal Brace 2250x1000 mm, Z.C.	6,60	
3150500271	SM8 DIAGONALE VISTA 1250X1000 MM Z.C.	SM8, vertical diagonal Brace 1250x1000 mm, Z.C.	4,79	
3150500281	SM8 DIAGONALE VISTA 1250X1500 MM Z.C.	SM8, vertical diagonal Brace 1250x1500 mm, Z.C.	5,52	
3150500291	SM8 DIAGONALE VISTA 1564X1000 MM Z.C.	SM8, vertical diagonal Brace 1564x1000 mm, Z.C.	5,32	
3150500301	SM8 DIAGONALE VISTA 1564X1500 MM Z.C.	SM8, vertical diagonal Brace 1564x1500 mm, Z.C.	5,92	
3150500311	SM8 DIAGONALE VISTA 2250X2000 MM Z.C.	SM8, vertical diagonal Brace 2250x2000 mm, Z.C.	7,61	
3150500321	SM8 DIAGONALE VISTA 1564X2000 MM Z.C.	SM8, vertical diagonal Brace 1564x2000 mm, Z.C.	6,73	
3150500331	SM8 DIAGONALE VISTA 1250X2000 MM Z.C.	SM8, vertical diagonal Brace 1250x2000 mm, Z.C.	6,43	



NOTE

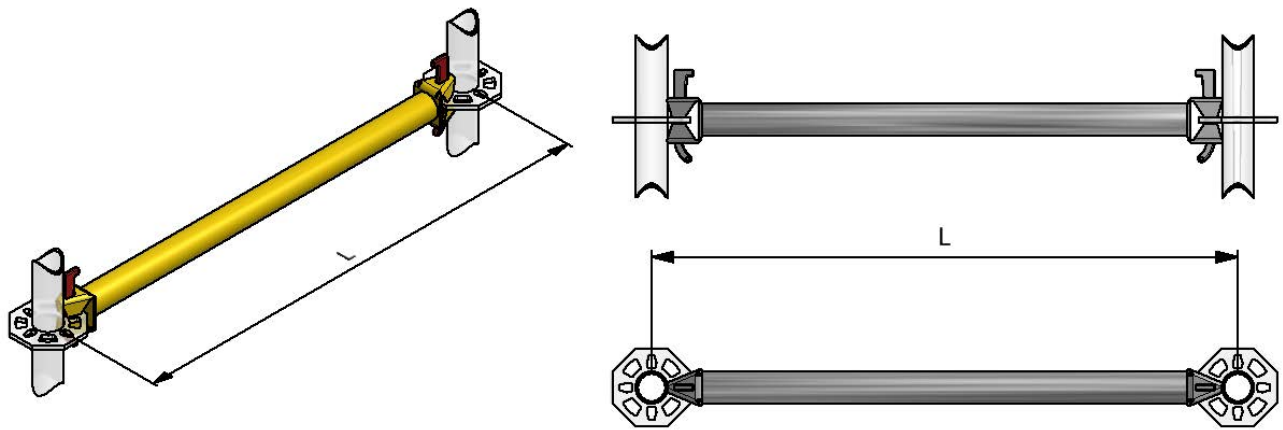
CODE	ITALIAN DESCRIPTION	ENGLISH DESCRIPTION	WEIGHT KG	NOTE
3150500341	SM8 DIAG.VISTA 3000X1500Z	SM8, vertical diagonal Brace 3000x1500 mm, Z.C.	13,96	



NOTE

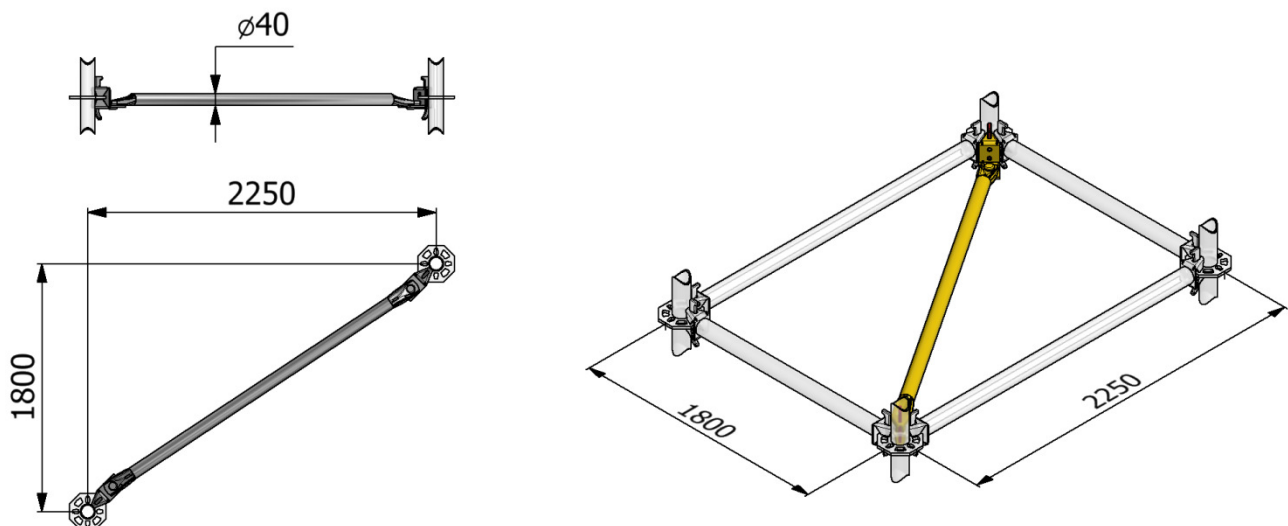
◆ = APPROVED IN THE ITALIAN AUTHORIZATION

CODE	ITALIAN DESCRIPTION	ENGLISH DESCRIPTION	WEIGHT KG	NOTE
3150500351	SM8 DIAGONALE SEZ. 1800X2000 MM Z.C.	SM8, sectional vertical diagonal Brace 1800x2000 mm, Z.C.	12,19	◆
3150500361	SM8 DIAGONALE SEZ. 2500X2000 MM Z.C.	SM8, sectional vertical diagonal Brace 2500x2000 mm, Z.C.	12,51	◆



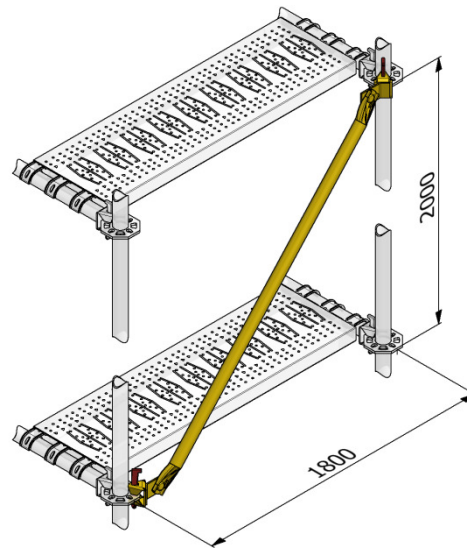
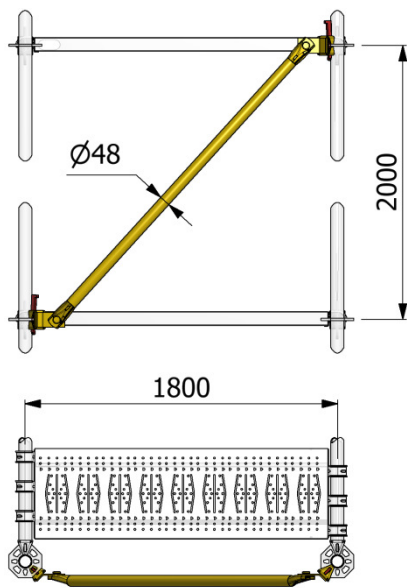
NOTE

CODE	ITALIAN DESCRIPTION	ENGLISH DESCRIPTION	WEIGHT KG	NOTE
3150500401	SM8 CORRENTE DA 2250 MM Z.C.	SM8, ledger 2250 mm, Z.C.	9,04	
3150500411	SM8 CORRENTE DA 1250 MM Z.C.	SM8, ledger 1250 mm, Z.C.	5,44	
3150500421	SM8 CORRENTE DA 1564 MM Z.C.	SM8, ledger 1564 mm, Z.C.	5,88	



NOTE

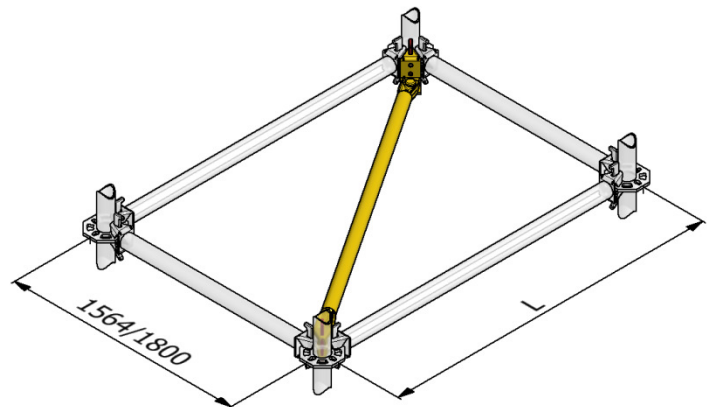
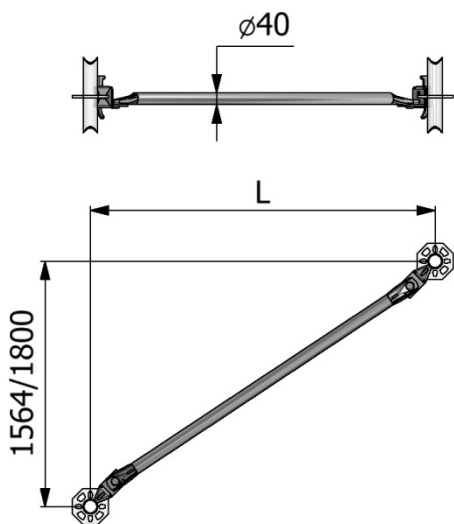
CODE	ITALIAN DESCRIPTION	ENGLISH DESCRIPTION	WEIGHT KG	NOTE
3150500501	SM8 DIAGONALE PIANTA 2250X1800 MM Z.C.	SM8, Horizontal diagonal Brace 2250x1800 mm, Z.C.	7,01	



NOTE

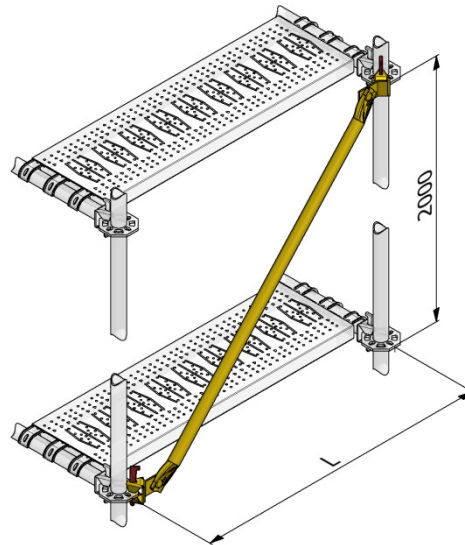
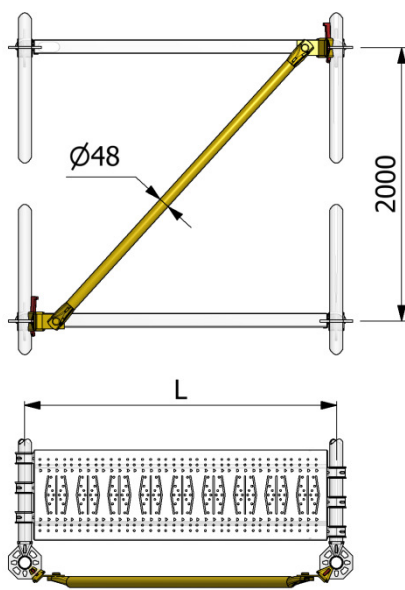
◆ = APPROVED IN THE ITALIAN AUTHORIZATION

CODE	ITALIAN DESCRIPTION	ENGLISH DESCRIPTION	WEIGHT KG	NOTE
3150500521	SM8 DIAGONALE VISTA Ø 48 1800X2000 MM Z.C.	SM8, d.48 vertical diagonal Brace 1800x2000 mm, Z.C.	9,6	◆



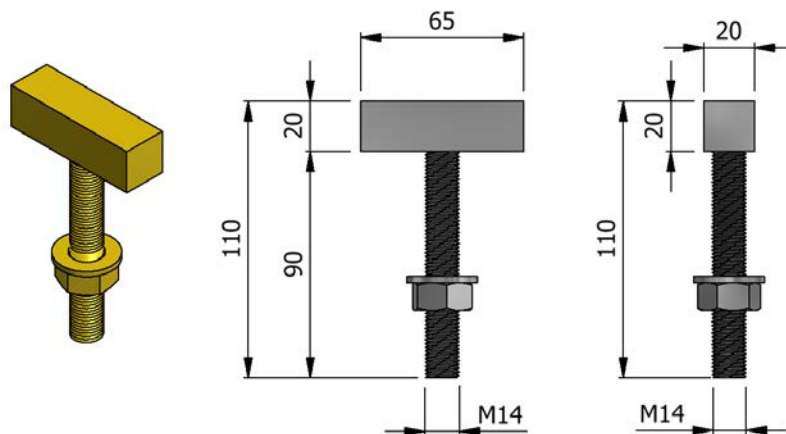
NOTE

CODE	ITALIAN DESCRIPTION	ENGLISH DESCRIPTION	WEIGHT KG	NOTE
3150500531	SM8 DIAGONALE PIANTA 1564X1800 MM Z.C.	SM8, Horizontal diagonal Brace 1564x1800 mm, Z.C.	6,01	
3150500541	SM8 DIAGONALE PIANTA 1250X1564 MM Z.C.	SM8, Horizontal diagonal Brace 1250x1564 mm, Z.C.	5,25	
3150500551	SM8 DIAGONALE PIANTA 1250X1800 MM Z.C.	SM8, Horizontal diagonal Brace 1250x1800 mm, Z.C.	5,63	


NOTE

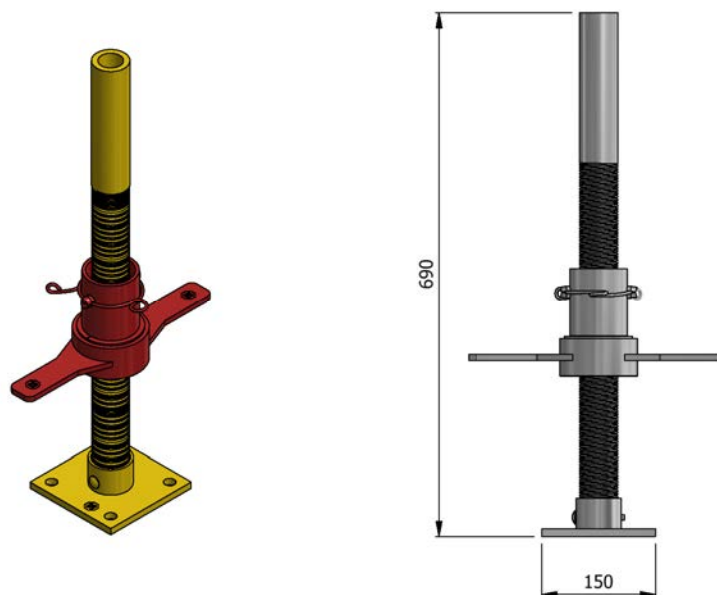
◆ = APPROVED IN THE ITALIAN AUTHORIZATION

CODE	ITALIAN DESCRIPTION	ENGLISH DESCRIPTION	WEIGHT KG	NOTE
3150500601	SM8 DIAGONALE VISTA 480 X 2000 MM Z.C.	SM8, vertical diagonal Brace 480x2000 mm, Z.C.	8,35	◆
3150500611	SM8 DIAGONALE VISTA 500 X 2000 MM Z.C.	SM8, vertical diagonal Brace 500x2000 mm, Z.C.	8,36	◆
3150500621	SM8 DIAGONALE VISTA 660 X 2000 MM Z.C.	SM8, vertical diagonal Brace 660x2000 mm, Z.C.	8,44	◆
3150500631	SM8 DIAGONALE VISTA 700 X 2000 MM Z.C.	SM8, vertical diagonal Brace 700x2000 mm, Z.C.	8,47	◆



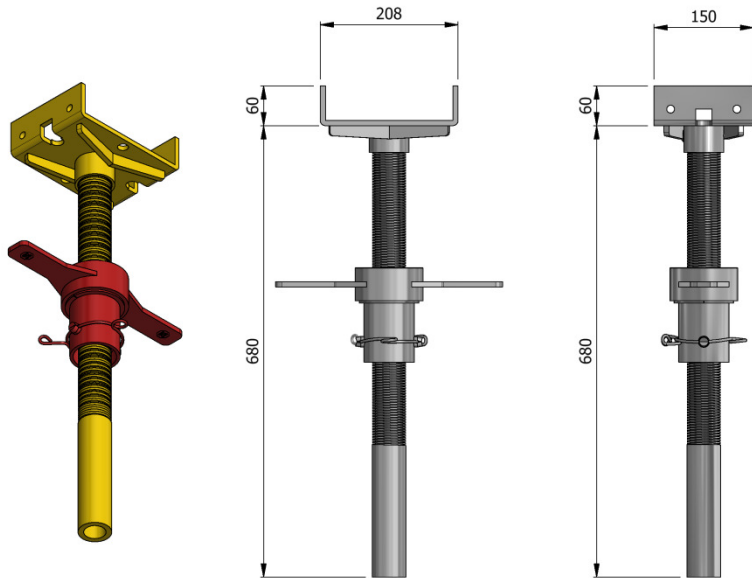
NOTE

CODE	ITALIAN DESCRIPTION	ENGLISH DESCRIPTION	WEIGHT KG	NOTE
3150601121	BLOCCAGGIO DOPPIA TRAVE LEGNO H200	Wood beam double blocking clamp, Z.C.	0,403	



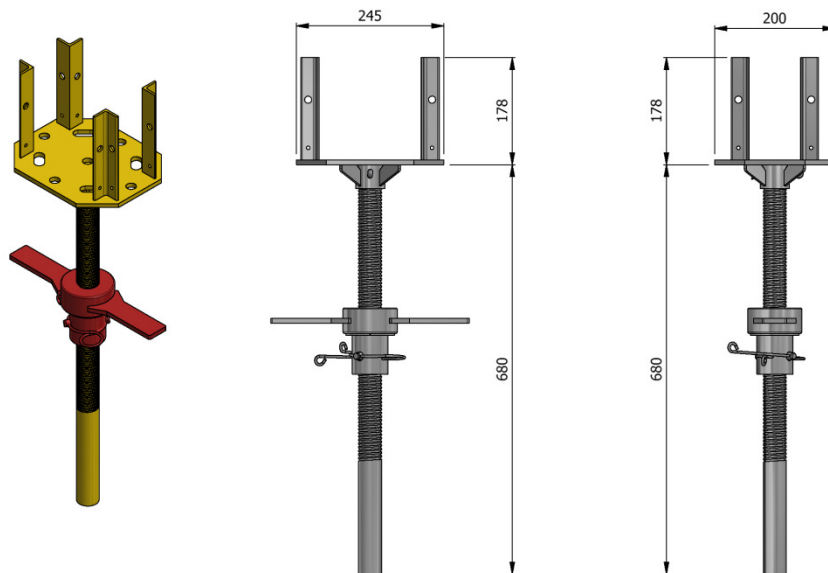
NOTE

CODE	ITALIAN DESCRIPTION	ENGLISH DESCRIPTION	WEIGHT KG	NOTE
3150601201	SM8 PIEDE REGISTRABILE	SM8, adjustable propping base jack, Z.C.	12,5	



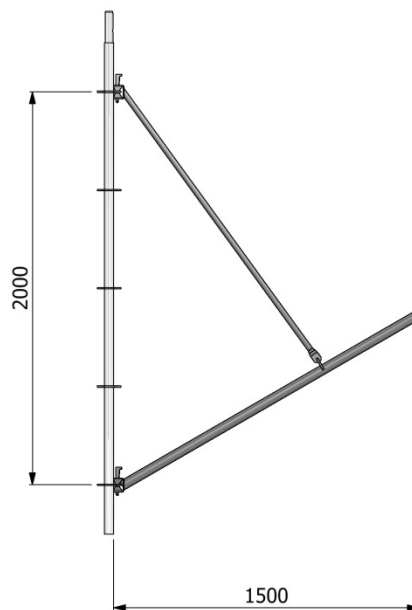
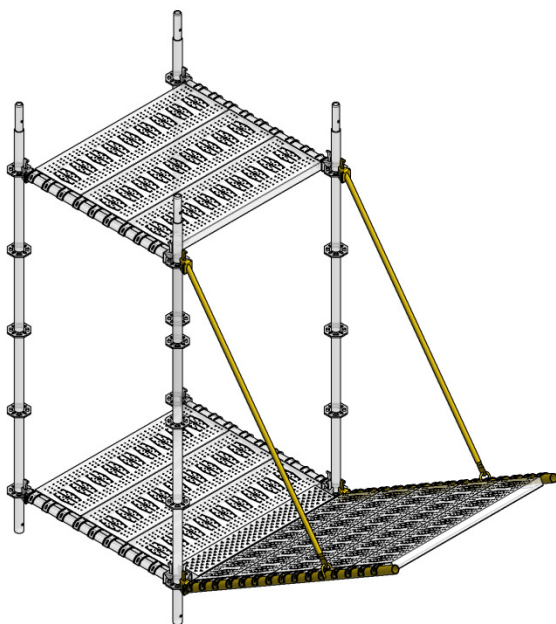
NOTE

CODE	ITALIAN DESCRIPTION	ENGLISH DESCRIPTION	WEIGHT KG	NOTE
3150601211	TESTA REGOLABILE PER PUNTELLAZIONE SM8	SM8, adjustable propping head jack, Z.C.	14	



NOTE

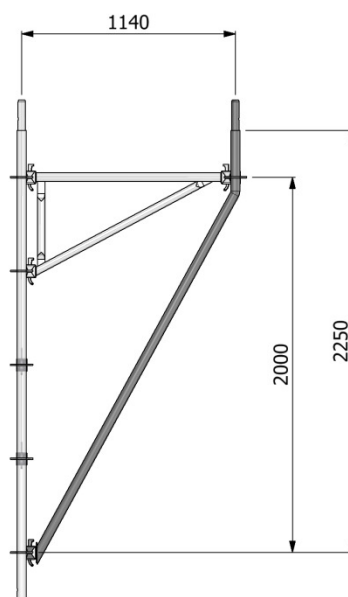
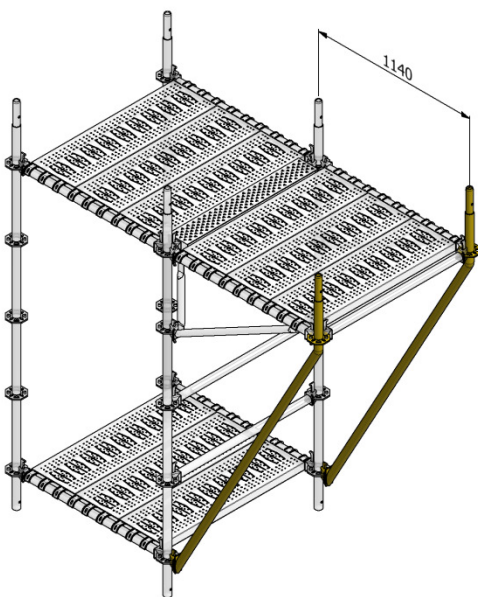
CODE	ITALIAN DESCRIPTION	ENGLISH DESCRIPTION	WEIGHT KG	NOTE
3150601221	SM8 TESTA A CROCE Z.C.	SM8, cross head jack, Z.C.	13,19	
3150601222	SM8 TESTA A CROCE Z.EL.	SM8, cross head jack, Z.EL.	12,63	



NOTE

◆ = APPROVED IN THE ITALIAN AUTHORIZATION

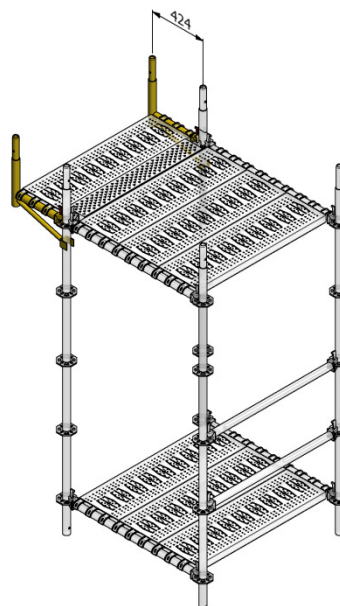
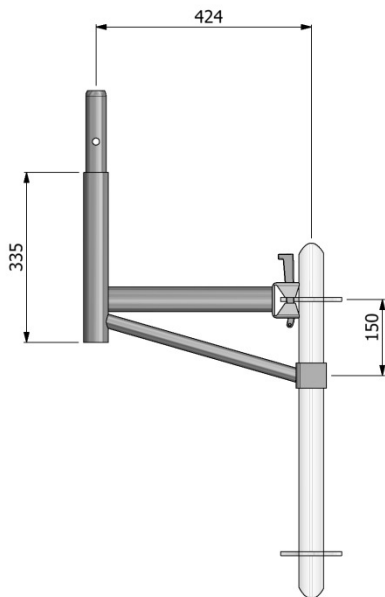
CODE	ITALIAN DESCRIPTION	ENGLISH DESCRIPTION	WEIGHT KG	NOTE
3150700051	SM8 PARASASSI Z.C.	SM8, street protection element, Z.C.	9,24	◆



NOTE

◆ = APPROVED IN THE ITALIAN AUTHORIZATION

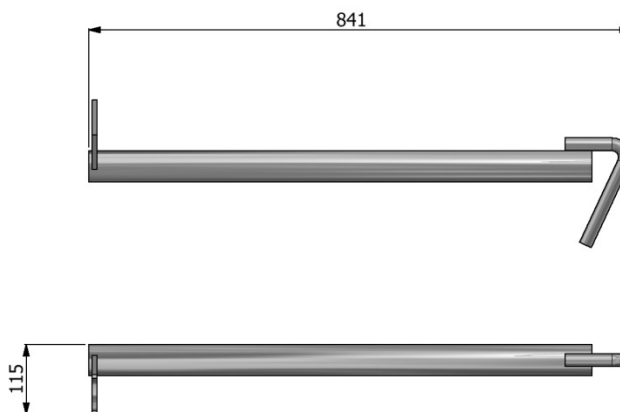
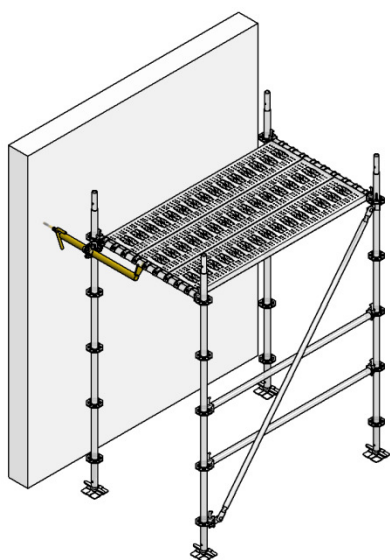
CODE	ITALIAN DESCRIPTION	ENGLISH DESCRIPTION	WEIGHT KG	NOTE
3150700071	SM8 PUNTO X MENSOLA 1140 MM Z.C.	SM8, Bracket strut 1140 mm, Z.C.	9,07	◆



NOTE

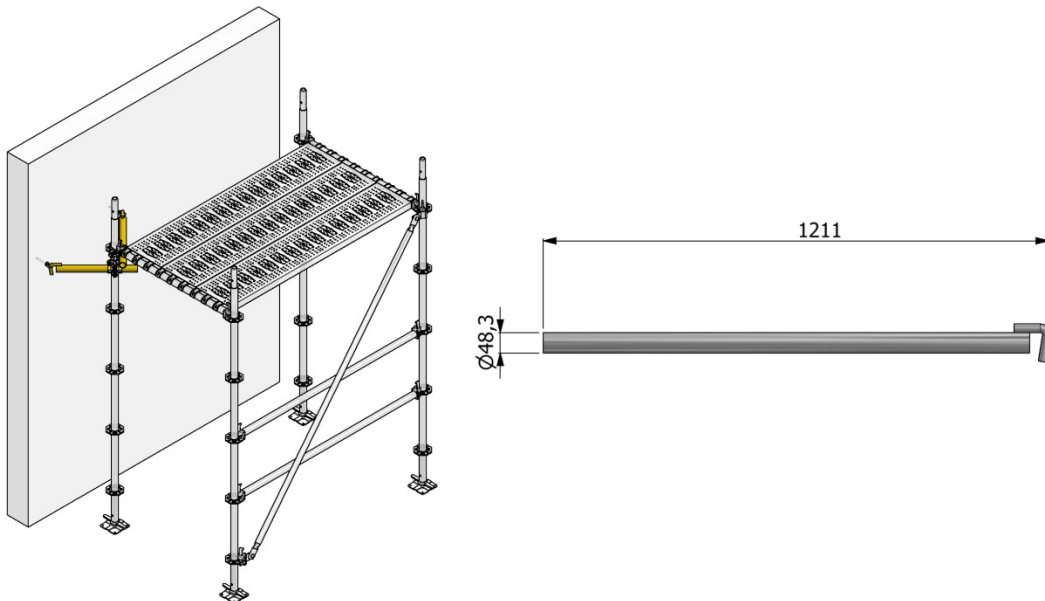
◆ = APPROVED IN THE ITALIAN AUTHORIZATION

CODE	ITALIAN DESCRIPTION	ENGLISH DESCRIPTION	WEIGHT KG	NOTE
3150700141	SM8 MENSOLA TESTATA TAV. 330 MM Z.C.	SM8, side Bracket 330 mm Z.C.	4,73	◆



NOTE

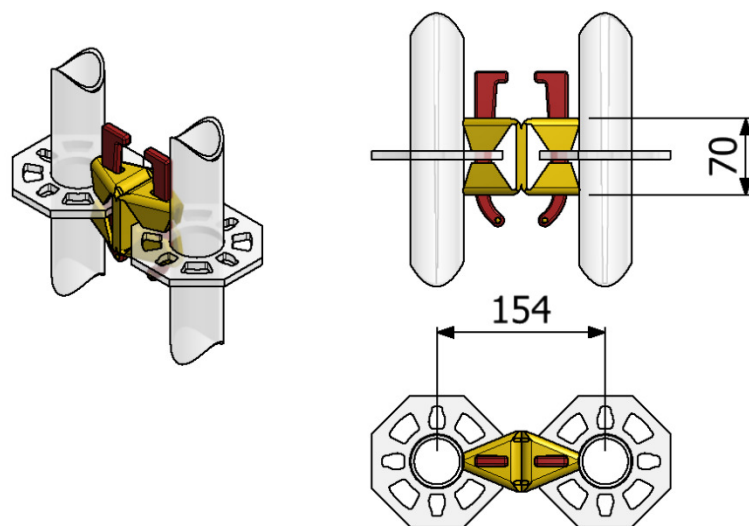
CODE	ITALIAN DESCRIPTION	ENGLISH DESCRIPTION	WEIGHT KG	NOTE
3150700161	SM8 STOCCO DI ANC. TIPO A 840 MM Z.C.	SM8, anchoring A type, 840 mm, Z.C.	3,73	



NOTE

◆ = APPROVED IN THE ITALIAN AUTHORIZATION

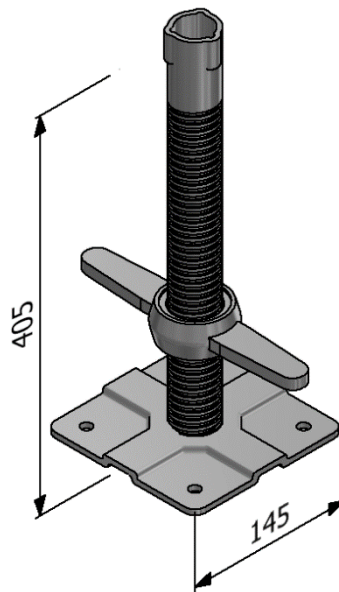
CODE	ITALIAN DESCRIPTION	ENGLISH DESCRIPTION	WEIGHT KG	NOTE
3150700171	SM8 STOCCO DI ANC. TIPO B 1190 MM Z.C.	SM8, anchoring B type, 1190 mm, Z.C.	4,89	◆



NOTE

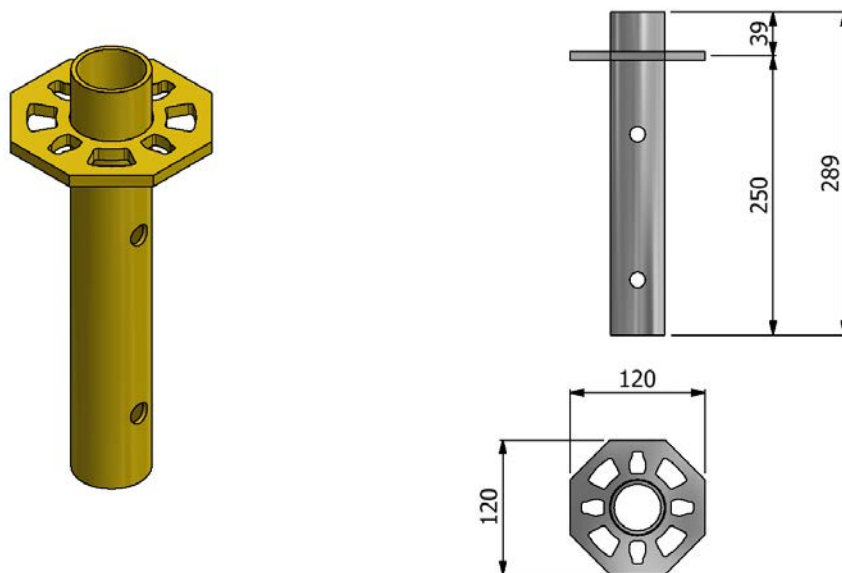
◆ = APPROVED IN THE ITALIAN AUTHORIZATION

CODE	ITALIAN DESCRIPTION	ENGLISH DESCRIPTION	WEIGHT KG	NOTE
3150700181	SM8 CLAMPA DOPPIA X DOPPIO MONTANTE Z.C.	SM8, double clamp for upright doubling, Z.C.	1,11	◆



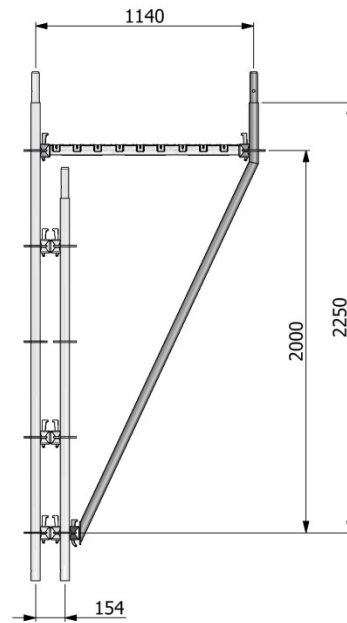
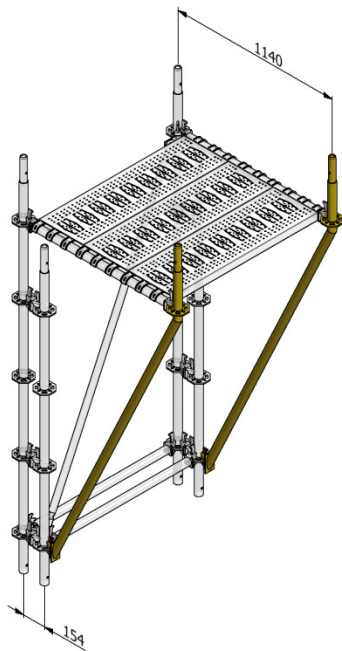
NOTE

CODE	ITALIAN DESCRIPTION	ENGLISH DESCRIPTION	WEIGHT KG	NOTE
3150700192	SM8 Basetta Regolabile 405 mm Z.EL.	405 mm adjustable base jack, Z.EL	2,75	



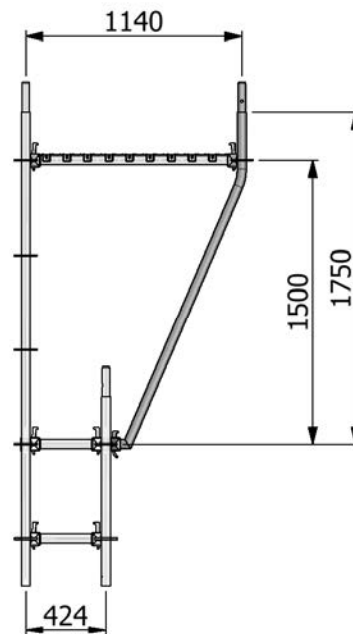
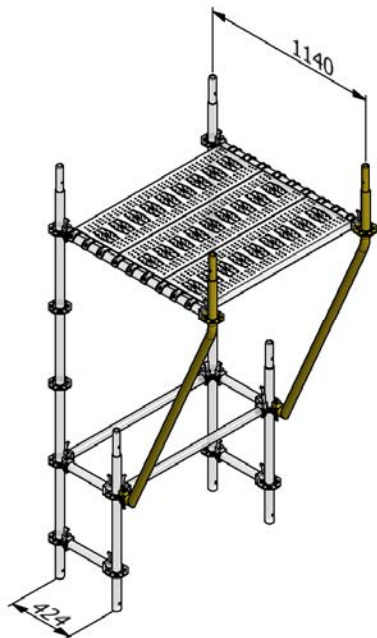
NOTE

CODE	ITALIAN DESCRIPTION	ENGLISH DESCRIPTION	WEIGHT KG	NOTE
3150700211	SM8 TERMINALE SUPERIORE Z.C.	SM8, top end Z.C.	1,49	

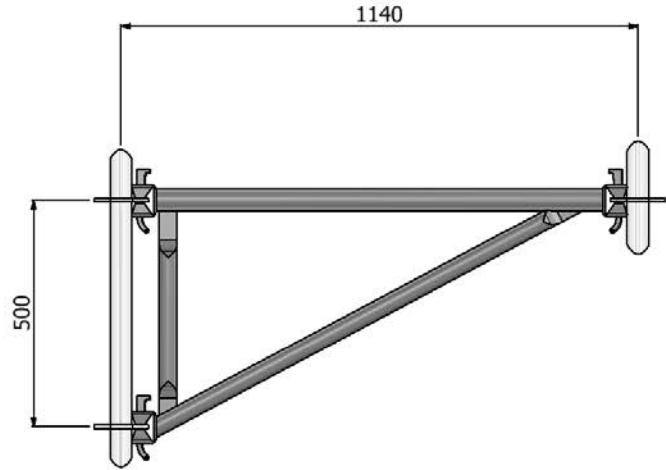
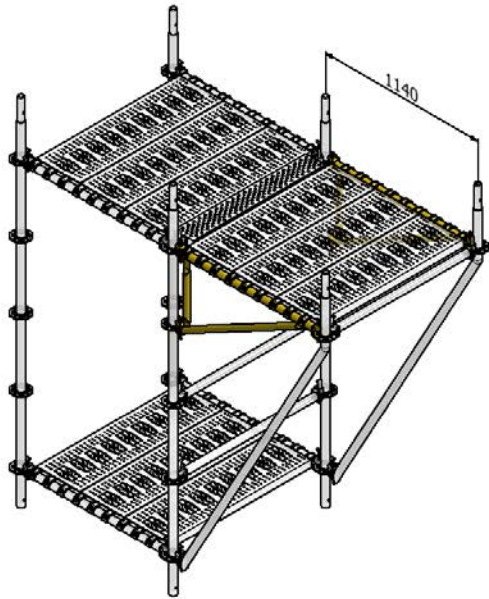

NOTE

◆ = APPROVED IN THE ITALIAN AUTHORIZATION

CODE	ITALIAN DESCRIPTION	ENGLISH DESCRIPTION	WEIGHT KG	NOTE
3150700231	SM8 PUNTONE PAR. RAS. 154-1140 MM Z.C.	SM8, narrow start strut, 154-1140 mm Z.C.	9,28	◆


NOTE

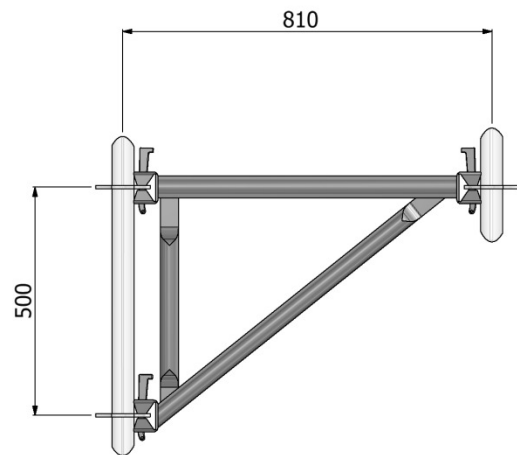
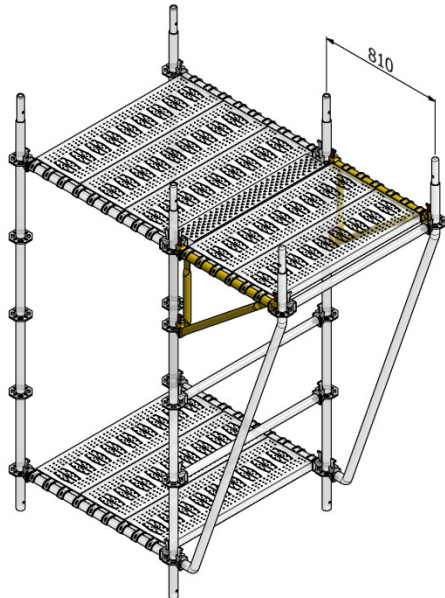
CODE	ITALIAN DESCRIPTION	ENGLISH DESCRIPTION	WEIGHT KG	NOTE
3150700241	SM8 PUNTONE PAR. RAS. 424-1140 MM Z.C.	SM8, narrow start strut, 424-1140 mm Z.C.	9,0	



NOTE

◆ = APPROVED IN THE ITALIAN AUTHORIZATION

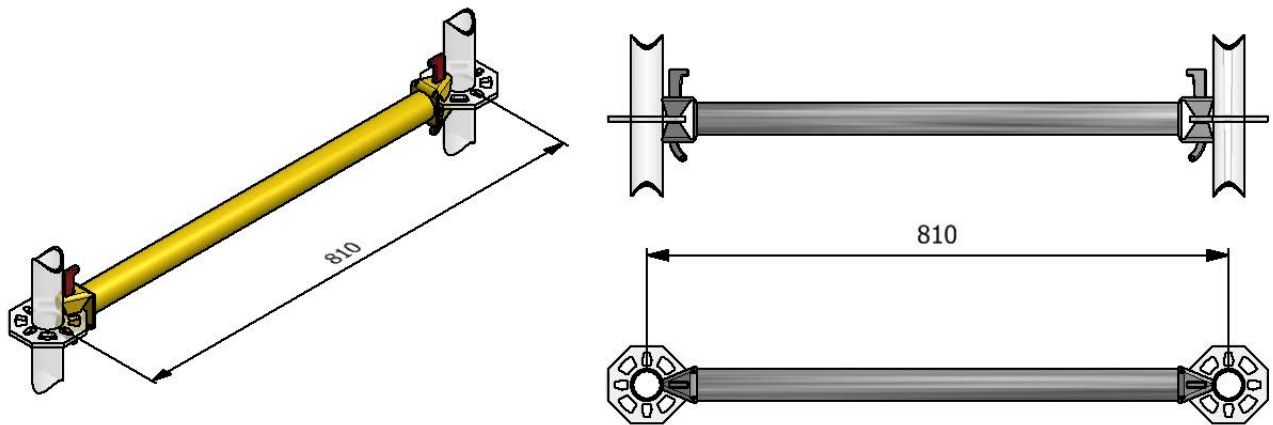
CODE	ITALIAN DESCRIPTION	ENGLISH DESCRIPTION	WEIGHT KG	NOTE
3150700261	SM8 MENSOLA DA 1140 MM Z.C.	SM8, Bracket 1140 mm Z.C.	7,68	◆



NOTE

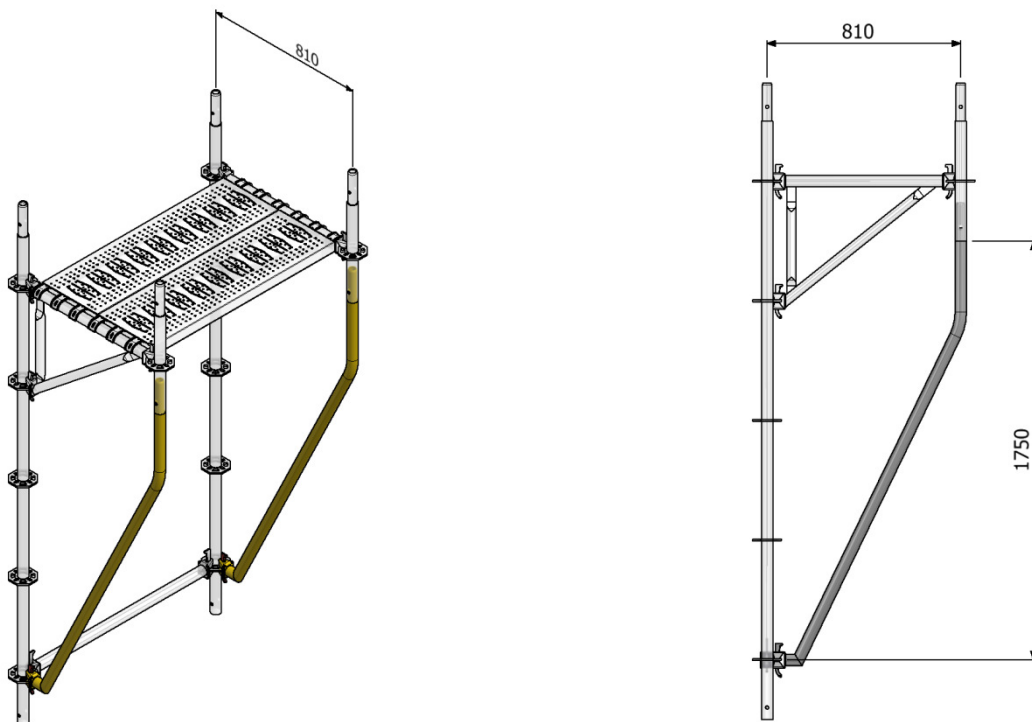
◆ = APPROVED IN THE ITALIAN AUTHORIZATION

CODE	ITALIAN DESCRIPTION	ENGLISH DESCRIPTION	WEIGHT KG	NOTE
3150700281	SM8 MENSOLA DA 810 MM Z.C.	SM8, Bracket 810 mm Z.C.	6,58	◆

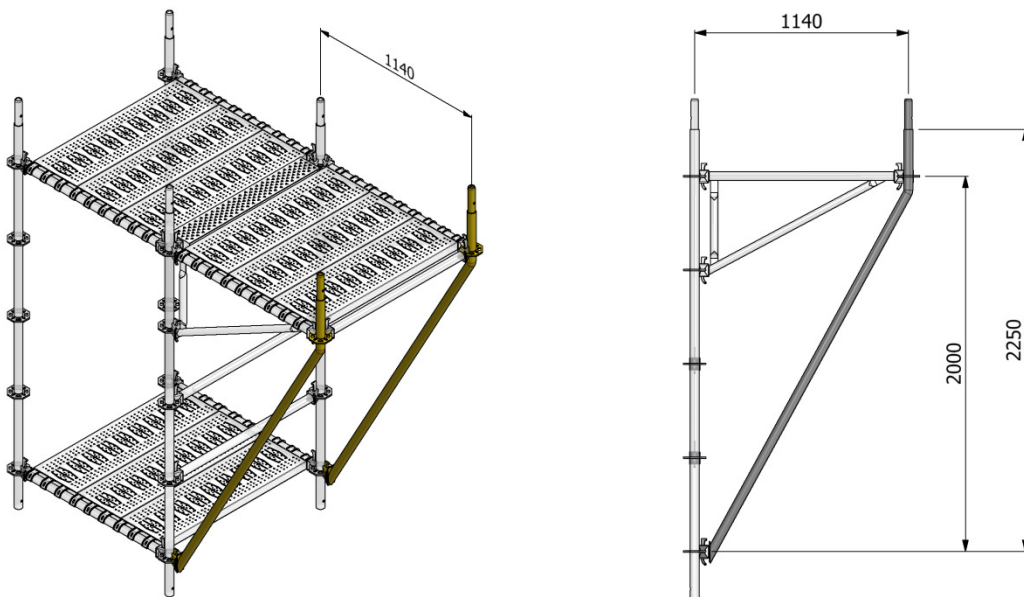

NOTE

◆ = APPROVED IN THE ITALIAN AUTHORIZATION

CODE	ITALIAN DESCRIPTION	ENGLISH DESCRIPTION	WEIGHT KG	NOTE
3150700291	SM8 CORRENTE DA 810 MM Z.C.	SM8, ledger 810 mm, Z.C.	3,6	◆

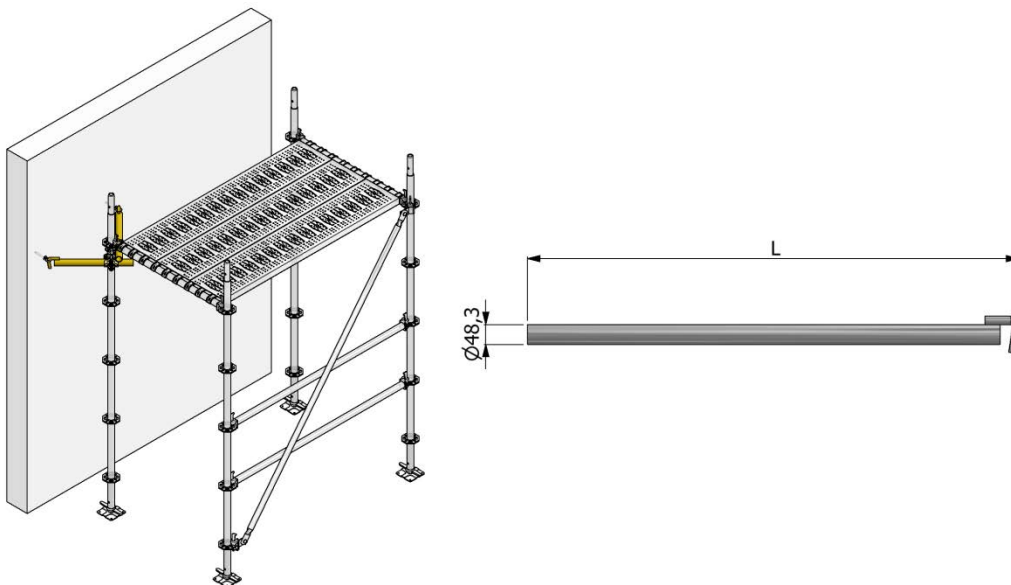

NOTE

CODE	ITALIAN DESCRIPTION	ENGLISH DESCRIPTION	WEIGHT KG	NOTE
3150700301	SM8 PUNTO X MENSOLA 810 MM Z.C.	SM8, Bracket strut 810 mm, Z.C.	8,51	


NOTE

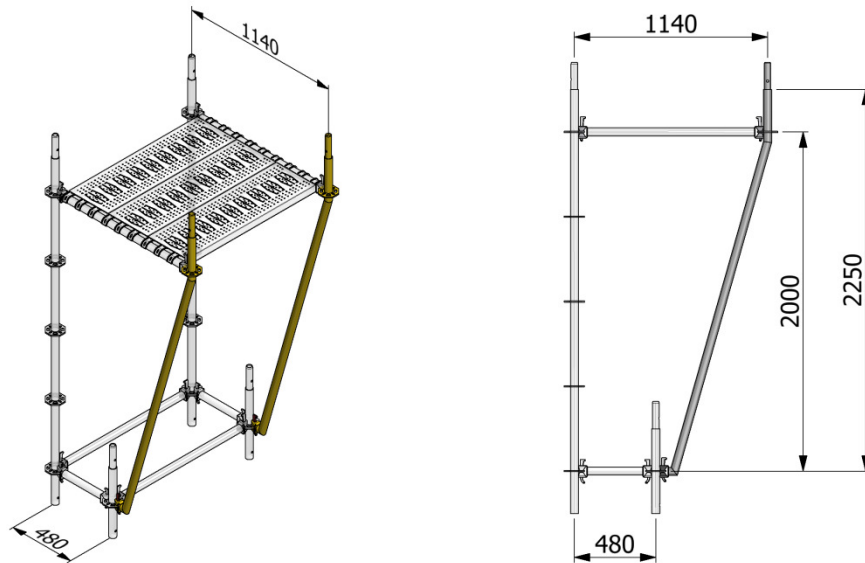
◆ = APPROVED IN THE ITALIAN AUTHORIZATION

CODE	ITALIAN DESCRIPTION	ENGLISH DESCRIPTION	WEIGHT KG	NOTE
3150700421	SM8 PUNTONE MENSOLA DA 810 PIAZZ. SERV.	SM8, loading platf. Bracket strut 810 mm, Z.C.	10,67	◆


NOTE

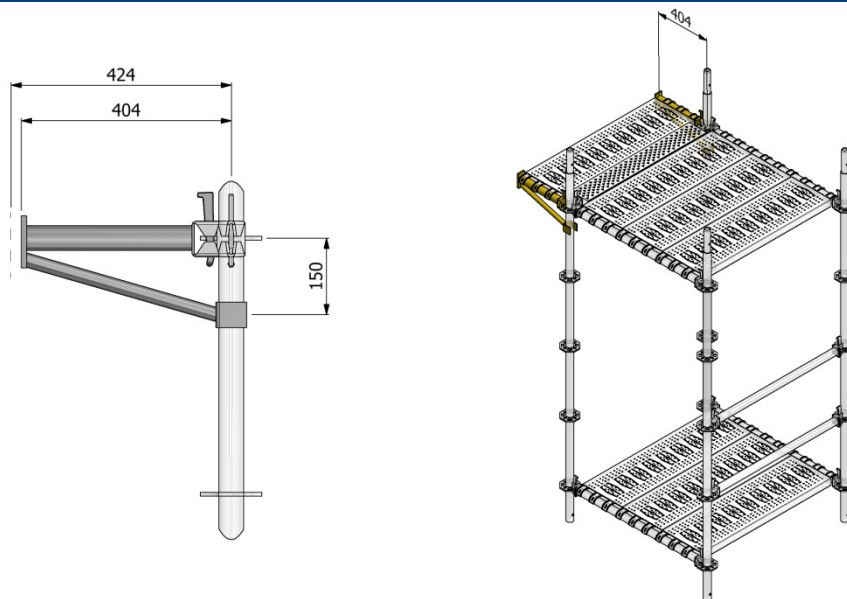
◆ = APPROVED IN THE ITALIAN AUTHORIZATION

CODE	ITALIAN DESCRIPTION	ENGLISH DESCRIPTION	WEIGHT KG	NOTE
3150700841	STOCCO ANCOR. L=340 MM. ZC	SM8, anchoring 340 mm, Z.C.	1,78	◆
3150700851	SM8 STOCCO DI ANC. 600 MM Z.C.	SM8, anchoring 600 mm, Z.C.	2,71	◆


NOTE

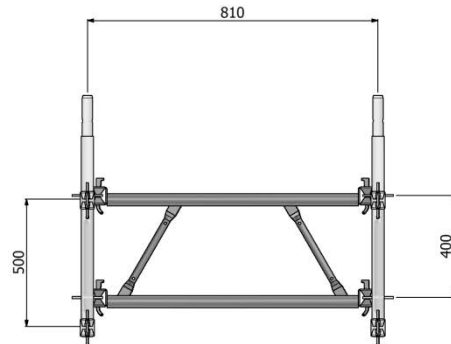
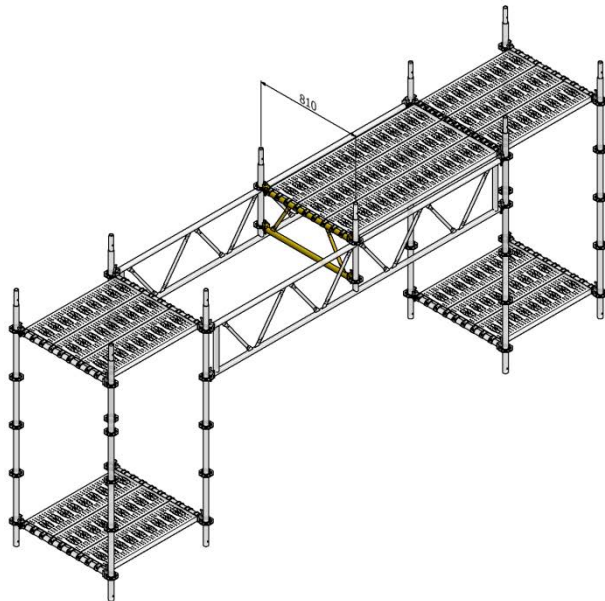
◆ = APPROVED IN THE ITALIAN AUTHORIZATION

CODE	ITALIAN DESCRIPTION	ENGLISH DESCRIPTION	WEIGHT KG	NOTE
3150700911	SM8 PUNTONE PAR. RAS. 480-1140 MM Z.C.	SM8, narrow start strut, 480-1140 mm Z.C.	8,76	◆


NOTE

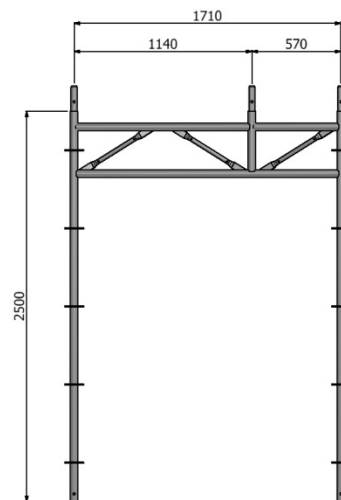
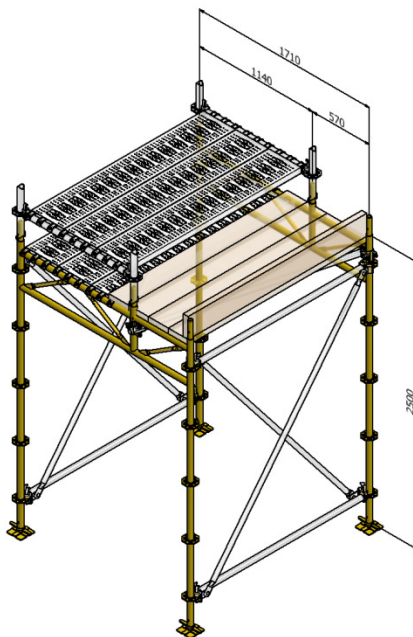
◆ = APPROVED IN THE ITALIAN AUTHORIZATION

CODE	ITALIAN DESCRIPTION	ENGLISH DESCRIPTION	WEIGHT KG	NOTE
3150700931	SM8 MENSOLA INT. TAVOLA 330 MM Z.C.	SM8, intermediate Bracket 330 mm, Z.C.	2,95	◆



NOTE

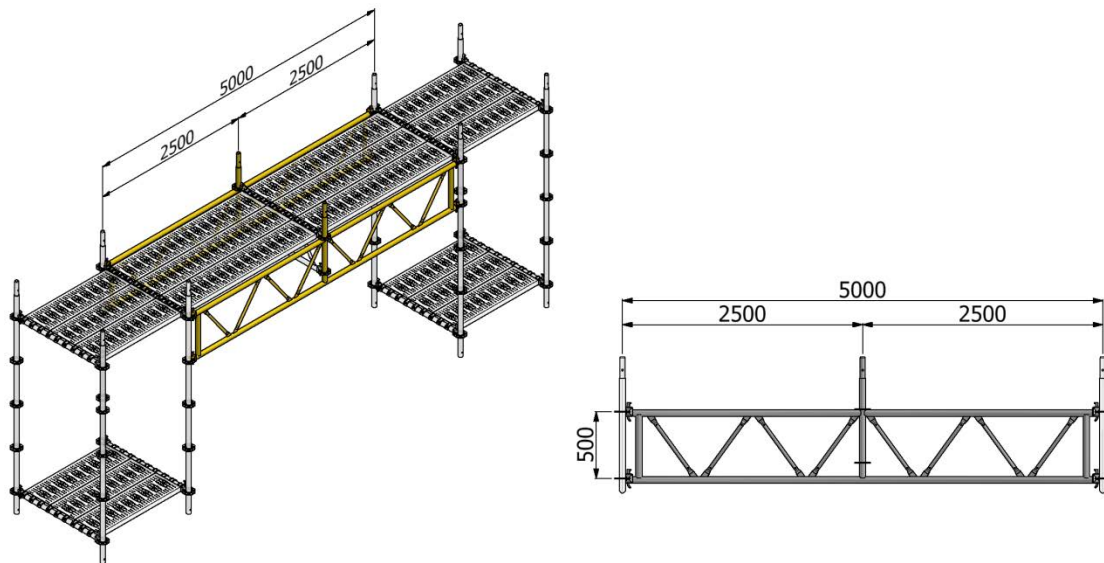
CODE	ITALIAN DESCRIPTION	ENGLISH DESCRIPTION	WEIGHT KG	NOTE
3150800131	SM8 COLLEG.TRAVE CARRAIA 810 MM Z.C.	SM8, Bridging ledger Junction 810, h.500 mm, Z.C.	8,21	



NOTE

◆ = APPROVED IN THE ITALIAN AUTHORIZATION

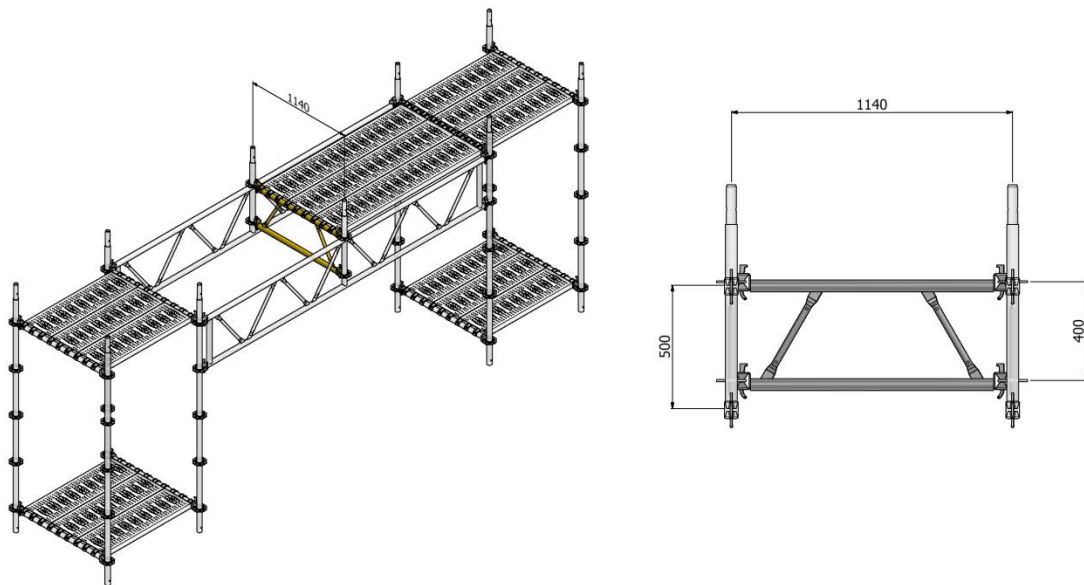
CODE	ITALIAN DESCRIPTION	ENGLISH DESCRIPTION	WEIGHT KG	NOTE
3150800151	SM8 TELAIO PASSO PED. 1710 MM Z.C.	SM8, walk-thru frame, 1710 mm Z.C	42,58	◆



NOTE

◆ = APPROVED IN THE ITALIAN AUTHORIZATION

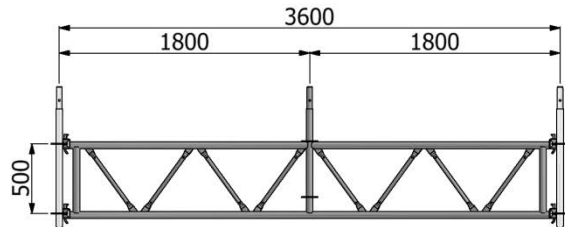
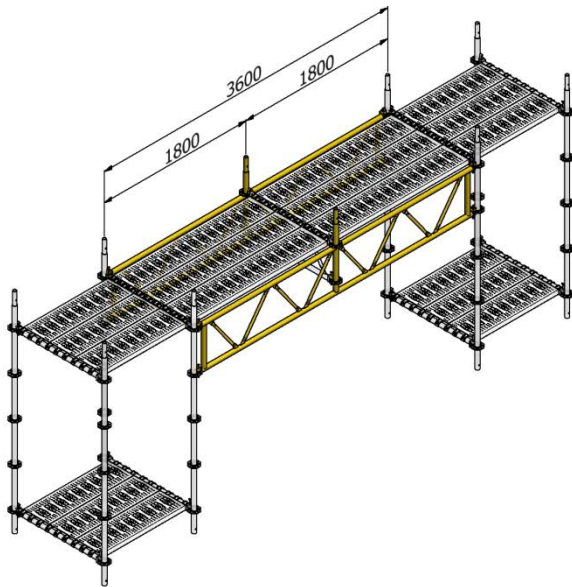
CODE	ITALIAN DESCRIPTION	ENGLISH DESCRIPTION	WEIGHT KG	NOTE
3150800201	SM8 TRAVE CARRAIA DA 5000 MM H=500 Z.C.	SM8, Bridging ledger 5000 mm h=500, Z.C	52,96	◆



NOTE

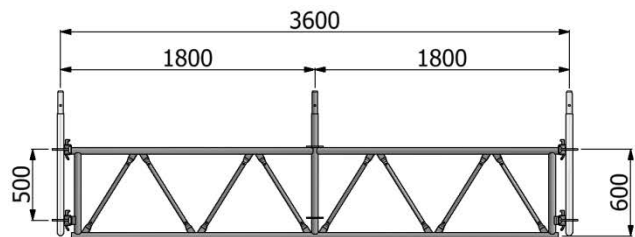
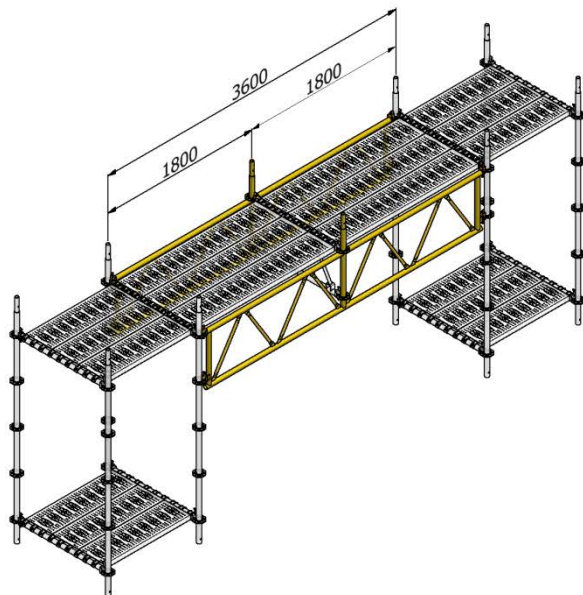
◆ = APPROVED IN THE ITALIAN AUTHORIZATION

CODE	ITALIAN DESCRIPTION	ENGLISH DESCRIPTION	WEIGHT KG	NOTE
3150800211	SM8 COLLEG. TRAVE CARRAIA 1140 MM Z.C.	SM8, Bridging ledger Junction 1140, h.500 mm, Z.C.	11,387	◆


NOTE

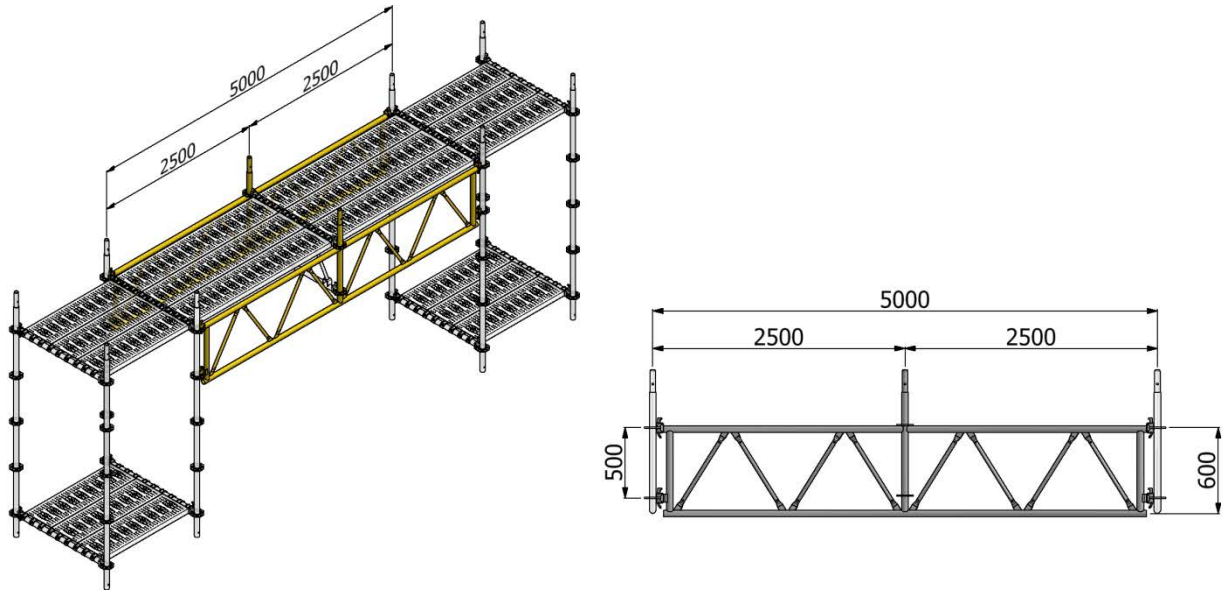
◆ = APPROVED IN THE ITALIAN AUTHORIZATION

CODE	ITALIAN DESCRIPTION	ENGLISH DESCRIPTION	WEIGHT KG	NOTE
3150800221	SM8 TRAVE CARRAIA 3600 MM H=500 Z.C.	SM8, Bridging ledger 3600 mm h=500, Z.C.	40,13	◆

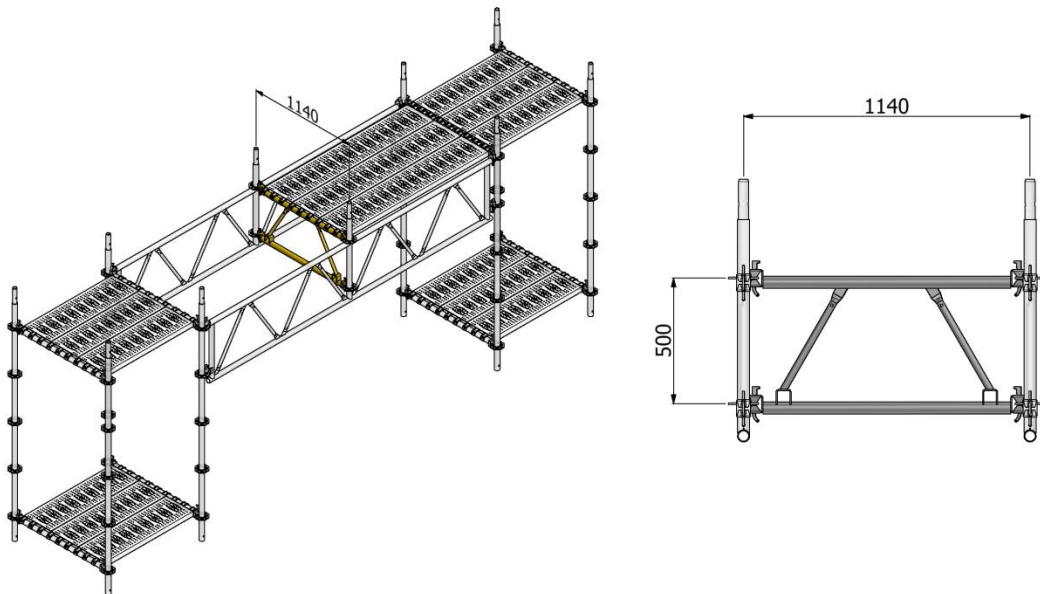

NOTE

◆ = APPROVED IN THE ITALIAN AUTHORIZATION

CODE	ITALIAN DESCRIPTION	ENGLISH DESCRIPTION	WEIGHT KG	NOTE
3150800231	SM8 TRAVE CARRAIA 3600 MM H=600 Z.C.	SM8, Bridging ledger 3600 mm h=600, Z.C.	45,41	◆

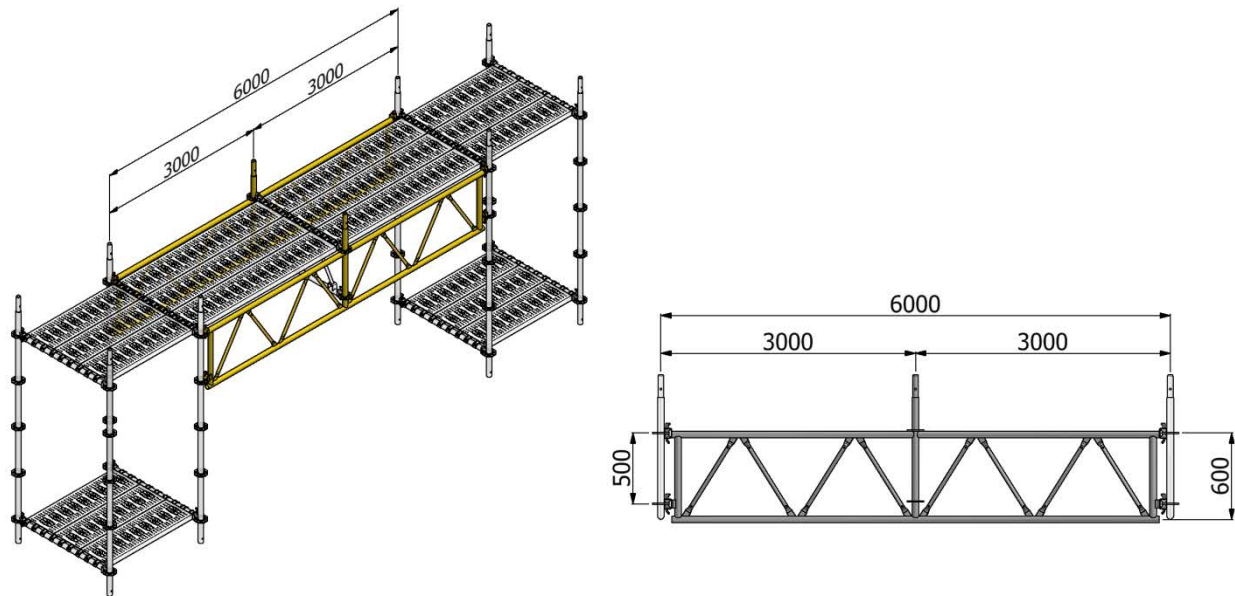

NOTE

CODE	ITALIAN DESCRIPTION	ENGLISH DESCRIPTION	WEIGHT KG	NOTE
3150800241	SM8 TRAVE CARRAIA 5000 MM H=600 Z.C.	SM8, Bridging ledger 5000 mm h=600, Z.C.	58,48	


NOTE

◆ = APPROVED IN THE ITALIAN AUTHORIZATION

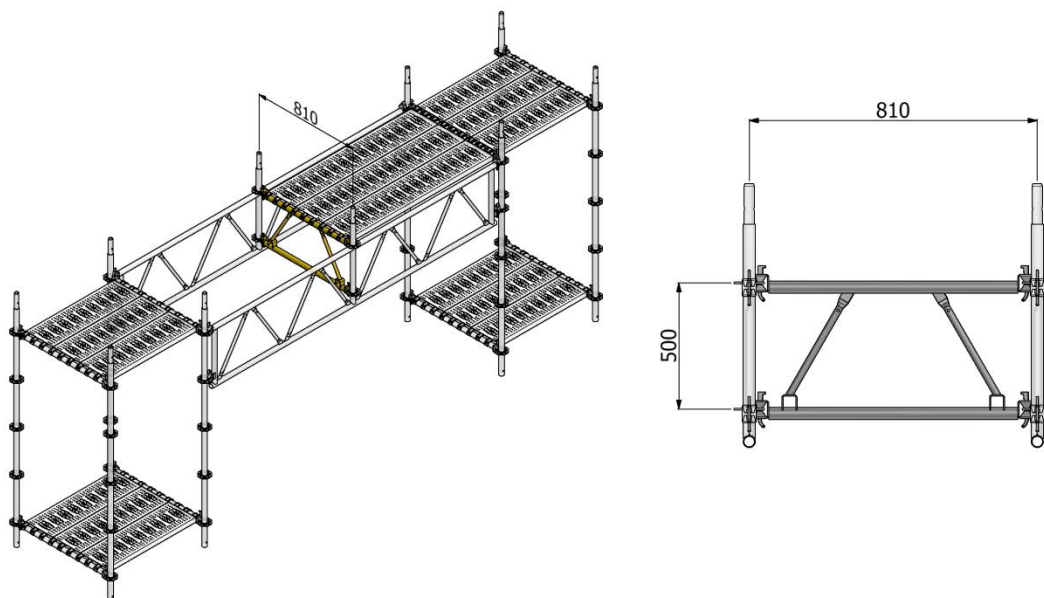
CODE	ITALIAN DESCRIPTION	ENGLISH DESCRIPTION	WEIGHT KG	NOTE
3150800251	SM8 COLLEG. TRAV. CARR. 1140 MM H=600 Z.C.	SM8, Bridging ledger Junction 1140, h.600 mm, Z.C.	11,63	◆



NOTE

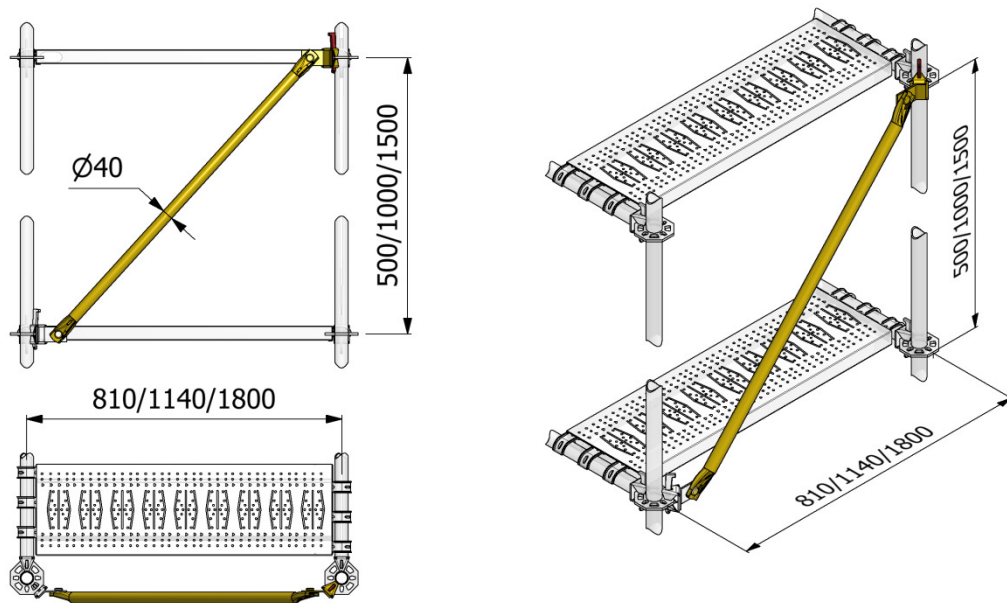
◆ = APPROVED IN THE ITALIAN AUTHORIZATION

CODE	ITALIAN DESCRIPTION	ENGLISH DESCRIPTION	WEIGHT KG	NOTE
3150800271	SM8 TRAVE CARRAIA 6000 MM H=600 Z.C.	SM8, Bridging ledger 6000 mm h=600, Z.C.	67,3	◆

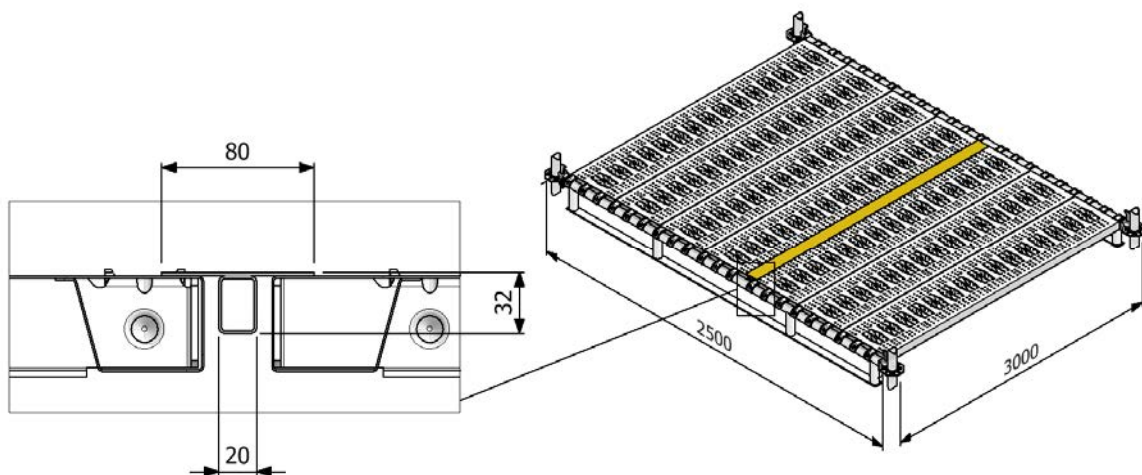


NOTE

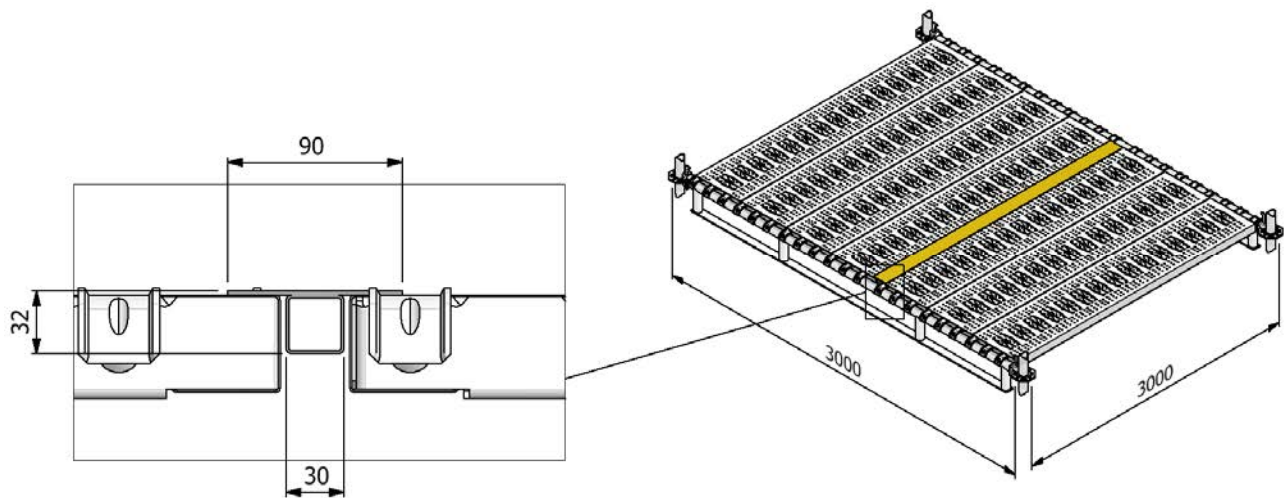
CODE	ITALIAN DESCRIPTION	ENGLISH DESCRIPTION	WEIGHT KG	NOTE
3150800281	SM8 COLL. TRAV.CARR.810-H=600	SM8, Bridging ledger Junction 810, h.600 mm, Z.C.	9,05	


NOTE

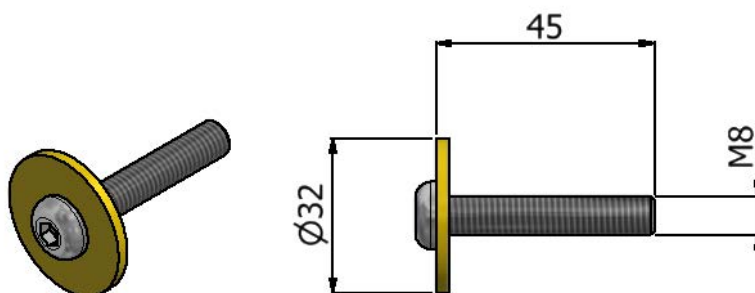
CODE	ITALIAN DESCRIPTION	ENGLISH DESCRIPTION	WEIGHT KG	NOTE
3150900151	SM8 DIAG.VISTA 810 X 500	SM8, vertical diagonal Brace 810x500 mm, Z.C.	3,42	
3150900161	SM8 DIAG.VISTA 1140 X 500	SM8, vertical diagonal Brace 1140x500 mm, Z.C.	3,95	
3150900171	SM8 DIAG.VISTA 1800 X 500	SM8, vertical diagonal Brace 1800x500 mm, Z.C.	5,15	
3150900181	SM8 DIAG.VISTA 810 X 1000	SM8, vertical diagonal Brace 810x1000 mm, Z.C.	4,64	
3150900191	SM8 DIAG.VISTA 810 X 1500	SM8, vertical diagonal Brace 810x1500 mm, Z.C.	5,66	


NOTE

CODE	ITALIAN DESCRIPTION	ENGLISH DESCRIPTION	WEIGHT KG	NOTE
3150900201	SM8 COMP. TRAVETTA 2500 X C. 3000 MM Z.C.	SM8, 2500 mm beam filler, span 3000 mm, Z.C.	7,30	


NOTE

CODE	ITALIAN DESCRIPTION	ENGLISH DESCRIPTION	WEIGHT KG	NOTE
3150900211	SM8 COMP. TRAVETTA 3000 X C. 3000 MM Z.C.	SM8, 3000 mm beam filler, span 3000 mm, Z.C.	8,50	



NOTE

CODE	ITALIAN DESCRIPTION	ENGLISH DESCRIPTION	WEIGHT KG	NOTE
3153000571	SMP8/SM8 FISSAGGIO GRADINI SCALA Z.C.	SM8, step blocking element, Z.C.;	0,030	